

LKZ:80677

Modellname / Model name / Nom du modele / Modellnamn / Nome modello / Název modelu / Modelnaam / Ime modela / Numéro Modelo / Modell neve / Название модели / Názov modelu / Ime modela / Denumire model / Наименование на модела / Nazwa modelu

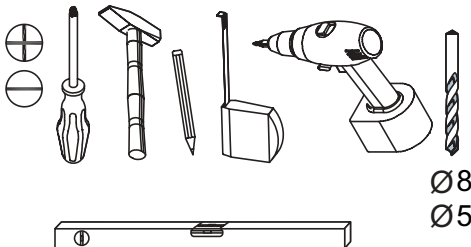
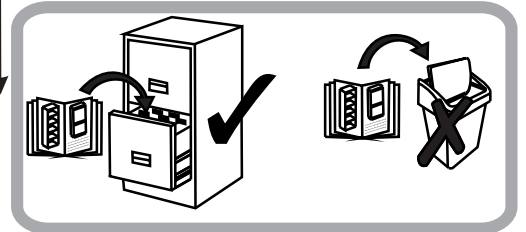
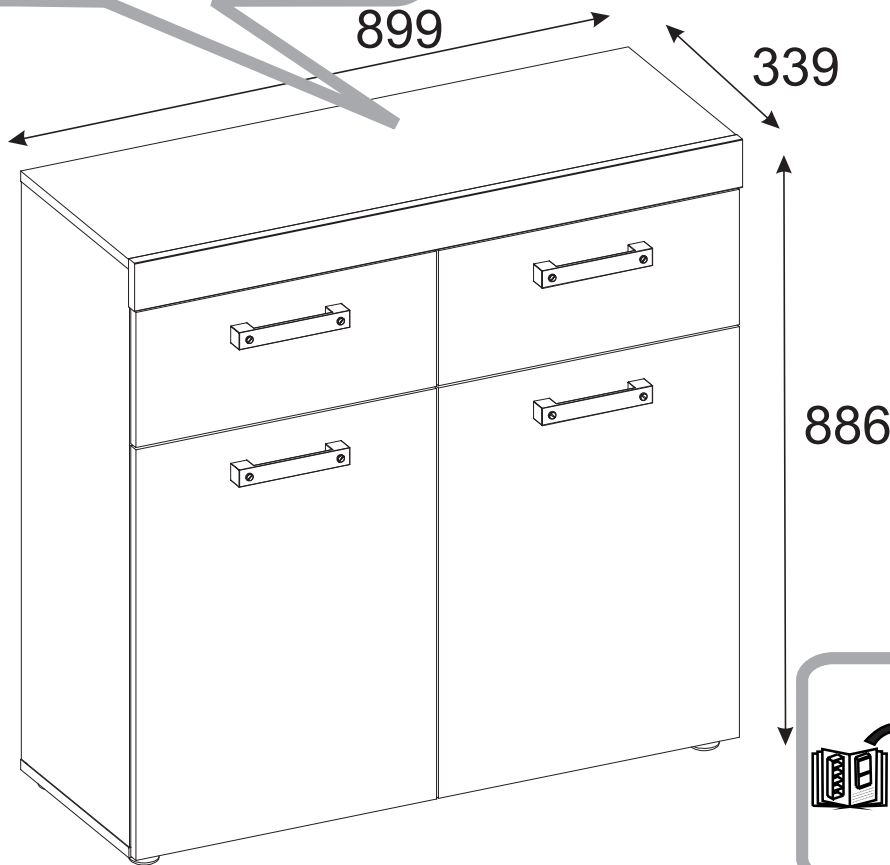
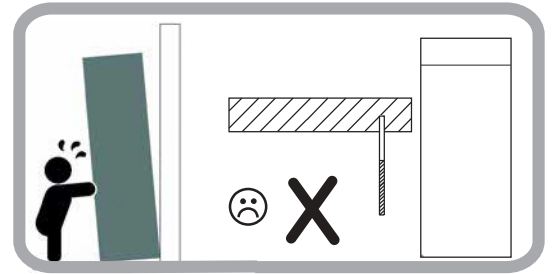
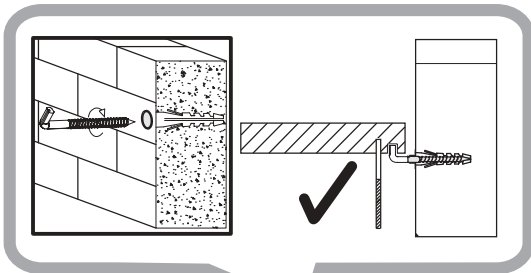

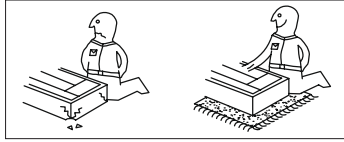

**INDY**

Modellnummer / Number / Numéro du modele / Numero / Номер на модела / Modello / Éislo modelu / Modell száma / Eíslo modelu / Številka modela / Număr model / Broj modela / Modelnummer / Numer modelu

**1879-867-23** 

Type / Tipo / Típus / Typ / Тип / Tip

**867**



festziehen / tighten / Затягнере / serrer / stringere / utáhnout / vasttrekken / zategnuti / strángere / zwiázac / zacináç / szorosan meghúzni / pevne dotiahnut / trdno pritegniti / затянуть / dra át

eindrücken / press in / enfoncer / wcisnaç / ribattere / zatlábit / Вєарабєє / indrukken / benyomni / stlaciť / vtisniti / tryck in / introducere prin apásare / вдавить

ausmessen / measure / mesurer / misurare / opmeten / izmeriti / miara / kimérni / izmeriti / mäsurare / измерить / zmièit / Ёçеребєє / mät upp / zmierzyc



drücken / press / presser / stisknout / Натиснєтє / vtisniti / nasinac / drukken / pritisnuti / nacinac / pritisniti / нажать / (meg)nyomni / zapasare / tryck fast / nacinac

einschlagen / hammer in / bevèrni / sla in / frapper au marteau / infossare / Zabit' / zarazit / Набїєтє / zabiti / wbiç / introducere prin bãtaie / забить / zatlouct

Drehen - wenden / przekrèciç - odwróciç / Keren - omdraaien / Girare - Ruotare / Okrenuti - ubrnuti / Retourner - renverser / Turn over - turn around / Otoçte - obratite / Завъртєтє - обвъртєтє / Obrnite list / Ѓтоарçєтє - rotiti / Vrid runt - vänd / прокрутитє - повернутє / otoèit - obrãtt / elforgatni - megfordítani

LKZ:80677

Modellname / Model name / Nom du modele / Modellnamn  
Nome modello / Název modelu / Modelnaam / Ime modela  
Número Modello /Modell neve / Название модели/  
Názov modelu / Ime modela / Denumire model /  
Наименование на модела / Nazwa modelu

**INDY**

Modellnummer / Number / Numéro du modele  
Numero / Номер на модела / Modello  
Éislo modelu / Modell száma / Eíslo modelu  
Številka modela / Număr model / Broj modela  
Modelnummer / Numer modelu

1879-867-23

Type / Tipo / Típus / Typ / Тип / Tip

**867**

**D** Unser Direktservice für Beschlagteile  
Sollte Ihnen ein Beschlagteil fehlen, können Sie diese Servicekarte  
direkt an die untenstehende Adresse mailen. Wir können allerdings  
nur Beschlagteile auf diesem Wege verschicken. Sollten Sie eine  
andere Beanstandung an Ihrem Möbelstück haben, so wenden sie  
sich bitte direkt an Ihr Möbelhaus.

**GB** Our direct order service for fitting  
If a fitting part is missing, you can e-mail this service card directly to  
the address below. However, we can only send fitting parts in  
this way. If you have any other cause for complaint concerning  
your item of furniture, please contact your furniture store directly.

**CZ** Naše přímé služby pro kování  
Chybi-li vám nějaký díl z kování, můžete tuto servisní kartu odeslat  
e-mailem přímo na ní uvedenu adresu. Touto cestou však  
můžeme zoreslat jen díly kování. Pokud byste reklamovali jiný díl  
nábytku, obraťte se přímo na svého prodejce nábytku.

**F** Bien étudier la notice de montage  
S'il vous manque une ferrure, veuillez envoyer directement la présente  
carte service à l'adresse e-mail indiquée ci-dessous. Cependant, ceci  
nous permet uniquement d'envoyer des ferrures. Pour tout autre type  
de réclamation concernant votre meuble, veuillez contacter  
directement votre magasin d'ameublement.

**I** Il nostro servizio diretto per l'ordine della ferramenta  
Qualora Vi dovesse mancare un pezzo di fissaggio, allora Vi  
preghiamo di inviare questa carta di servizio immediatamente  
all'indirizzo sottostante. Possiamo inviare i pezzi di fissaggio  
solamente per mezzo di questo procedimento. Qualora dovete  
avere qualche altra reclamazione in merito al mobile, allora Vi  
preghiamo di rivolgeri direttamente al Vostro Negozio di mobili.

**BG** Нашата директна услуга за обков  
Ако липсват части от комплекта, попълнете настоящата  
сервисна карта и ни я изпратете на e-mail адреса, посочен  
по-долу. По този начин можем да доставяме само липсващи  
елементи от обкова. Ако установите други дефекти по  
мебелите, Ви съветваме да се обърнете към мебелната  
къща/магазин, от който сте закупили стоката.

**NL** Onze directservice voor losse onderdelen  
Wanneer er een onderdeel ontbreekt, kunt u deze servicekaart  
direct aan onderstaand e-mailadres sturen. Wij kunnen langs deze  
weg echter alleen beslagdelen versturen. Mocht u een ander  
probleem aan uw meubel hebben, verzoeken wij u contact op te  
nemen met uw meubeldealer.

**PL** Nasz bezpośredni serwis części montażowych  
Jeżeli brakuje części koniecznych do montażu, prosimy o przesłanie  
nam niniejszej karty serwisowej na niżej podany adres e-mailowy.  
W ten sposób możemy przesłać Państwu tylko brakujące części.  
W przypadku innych reklamacji dotyczących mebla, prosimy zgłosić  
się do salonu meblowego, w którym został dokonany zakup.

**HR** Servis za okove  
U slučaju da nedostaje neki od dijelova molimo vas da na dolje  
navedenu mail adresu pošaljete ovaj servisni obrazac. Na ovaj način  
mogu se dostaviti samo okovi. U slučaju da imate dodatne prigovore  
vezane uz komad namještaja molimo vas da se obratite izravno  
trgovini namještaja gdje je isti kupljen.

**HU** Direktszolgálatunk vasalatok esetén  
Ha hiányzik egy vasalat, ezt a kártyát közvetlenül elküldheti az  
alább található címre. Azonban csakis vasalatosokat tudunk így  
küldeni. Amennyiben másfajta reklamációt áll fenn butordarabát  
illetően, forduljon közvetlenül a bűtorházhöz.

**SK** Náš priamy servis pre časti kovania  
Ak by Vám chýbala nejaká časť kovania, môžete poslať  
túto servisnú kartu poslať e-mailom na nižšie uvedenú  
adresu. Diely kovania vieme poslať iba týmto spôsobom.  
Ak by ste mali inú reklamáciu ohľadom Vášho nábytku,  
obráťte sa priamo na Vašu predajňu nábytku.

**SLO** Naše direktno uslune storitve za okovje  
Ce vam manjka kakšno okovje, lahko to servisno kartico pošljete  
po e-pošti direktno na spodnji naslov. Po tej poti vam lahko  
pošljemo samo okovje. Če elite reklamirati kakšen drug del  
pohištva, se obrnite neposredno na vašo trgovino pohištva.

**RO** Service-ul nostru direct pentru feronerie  
În cazul în care vă lipsește o piesă de feronerie puteți să trimiteți  
direct acest card de service prin e-mail la adresa dePrmai jos. Noi  
nu putem expedia piese de feronerie decât pe această cale.  
Dacă aveți o altă reclamație referitoare la piesa de mobilier,  
atunci vă rugăm să vă adresați direct la magazinul dvs. de mobilă.

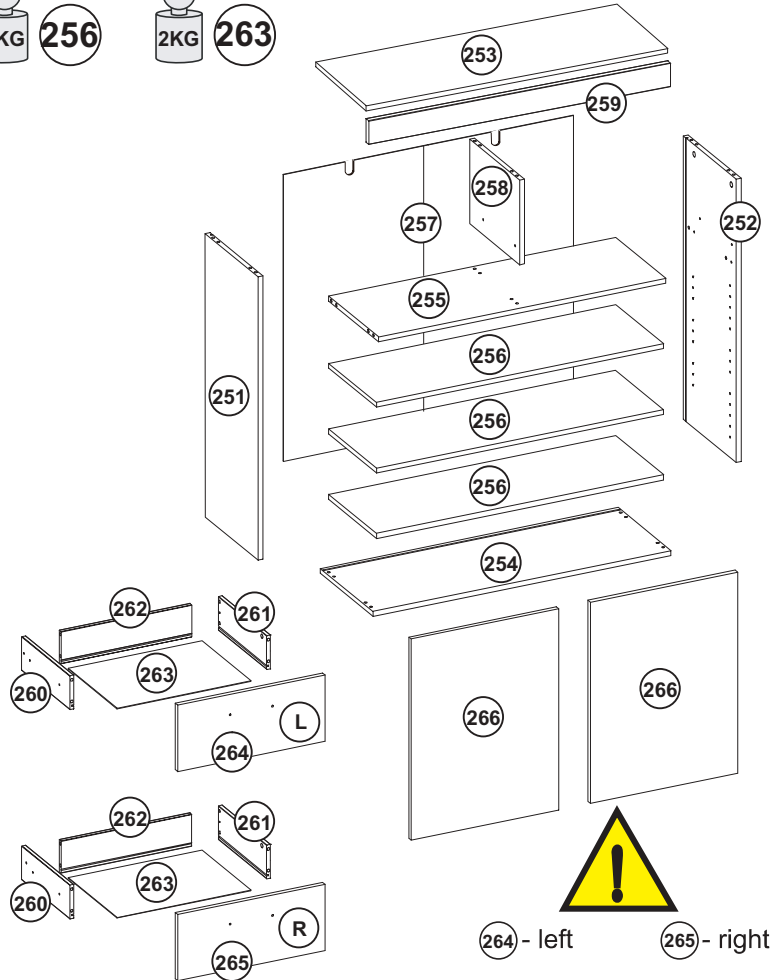
**RUS** Наш прямой сервис для поставок фурнитуры  
Если окажется, что Вам не хватает того или иного элемента  
фурнитуры, Вы можете отправить сервисную карту по факсу  
непосредственно на нижеприведенный адрес электронной  
почты. Однако, таким образом мы можем переслать лишь  
пмгблпмгп. Екеб`т Ваk аhаgbdgm bgu\_ij\_l\_gabb hghkbl\_evgh  
приобретенной мебели, пожалуйста, обращайтесь  
непосредственно в организацию, осуществившую продажу.

**S** Vår direktservice för beslagsdelar  
Om du saknar en beslagsdel kan du skicka detta servicekort direkt  
till e-postadressen som anges nedan. Tänk pl att detta är den enda  
möjligheten att skicka beslagsdelar till dig. Om du vill reklamera din

**ES** Nuestro servicio directo para accesorios  
Si le falta algún accesorio, puede enviar esta tarjeta de servicio directamente  
a la siguiente dirección. No obstante, por este método solo podemos  
enviar accesorios. Si tiene alguna otra objeción sobre su mueble, consulte  
directamente con su mueblería.

**TR** Donatılar için doğrudan servisimiz  
Bir donatınız eksikse bu servis kartını doğrudan aşağıda bulunan adrese  
doğrudan mail yazabilirsiniz. Sadece bu yolla donatıları gönderebiliriz.  
Mobilyanızda başka şikayetleriniz varsa lütfen doğrudan mobilya satıcınıza  
danışın.

max. 25KG 253  
max. 5KG 256  
max. 2KG 263



264 - left 265 - right

A	B (mm)	Colli	C	A	B (mm)	Colli	C
251	836 322	15	1/1 x1	261	250 110	15	1/1 x2
252	836 322	15	1/1 x1	262	370 110	15	1/1 x2
253	899 322	15	1/1 x1	263	385 249	2,7	1/1 x2
254	899 322	15	1/1 x1	264	448 196	15	1/1 x1
255	867 301	15	1/1 x1	265	448 196	15	1/1 x1
256	864 290	15	1/1 x2	266	448 594	15	1/1 x2
257	882 851	2,7	1/1 x1	B251			1/1
258	301 250	15	1/1 x1				
259	899 70	18	1/1 x1				
260	250 110	15	1/1 x2				

Grund der Beanstandung / Cause for complaint:

Möbelhaus / Furniture store:

Kunde / Customer :

Telefon / Telephone:

PLZ / Postcode :

Ort / City:

Str. +Nr / Street address :

@E-Mail:

LKZ:80677

Modellname / Model name / Nom du modele / Modellnamn  
Nome modello / Název modelu / Modelnaam / Ime modela  
Número Modelo /Modell neve / Название модели/  
Názov modelu / Ime modela / Denumire model /  
Наименование на модела / Nazwa modelu

**INDY**


Modellnummer / Number / Numéro du modele  
Numero / Номер на модела / Modello  
Ěíslo modelu / Modell száma / Eíslo modelu  
Številka modela / Număr model / Broj modela  
Modelnummer / Numer modelu

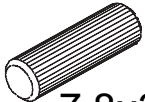
1879-867-23

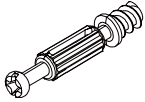
Type / Tipo / Típus / Typ / Тип / Tip


**867**

**B251**


**A51**  15x12  
x14


**B52**  7,8x30 x28


**C52**  x14

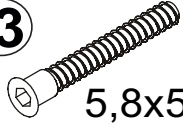
**D53**  4x13 x24

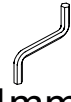
**D35**  4x12 x4

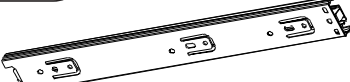
**D71**  3,8x35 x4


**D64**  4x22 x5


**DA70**  3x14 x16


**F53**  5,8x50 x6


**FA51**  4mm x1


**I54**  x4

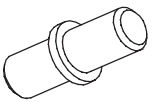
**J108**  164mm x4

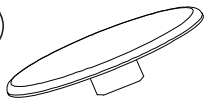
**K56**  Ø 35 x4

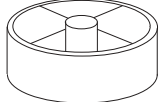
**I21**  x2


**DB52**  4x30 x8


**M51**  3x16 x8

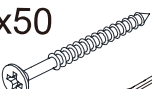
**N51**  x12

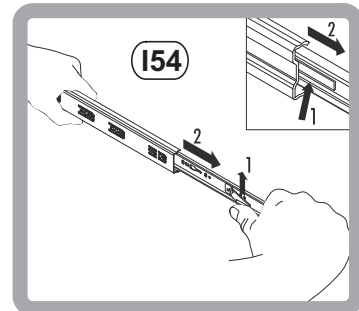
**O51**  Ø 17 x8

**P61**  x5

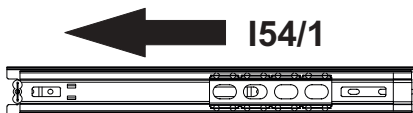
**R55**  x8

**T51**  x3

**Y87**  5x50 x2



I54



← I54/1

I54/2 →

$I54 = I54/1 + I54/2$

DE	BG	CS	EN
<p>Sehr geehrte Kundin, sehr geehrter Kunde, wir danken Ihnen für den Kauf eines Möbels aus unserem Innenraum-Programm zum ausschließlichen Gebrauch in privaten Räumlichkeiten. Bitte prüfen Sie den Lieferumfang auf Vollständigkeit und lesen Sie sich nachstehende wichtige Informationen vor der Montage sorgfältig durch und bewahren Sie diese für spätere An-/Verwendungen, auch durch Dritte, auf.</p> <p>Unsere Möbelstücke sind bestimmungsgemäß einzusetzen. Die nicht bestimmungsgemäße Verwendung kann zu Sachschäden oder unter Umständen zu Personenschäden führen. Möbel sind keine Kinderspielzeuge. Für Schäden, die durch nicht bestimmungsgemäßen Einsatz oder durch falsche Handhabung entstehen, übernimmt der Hersteller oder Händler keine Haftung.</p> <p>A C H T U N G: Kinder oder Personen mit geistiger Behinderung sind stets von Möbelteilen, spitzen Gegenständen, Kleinteilen und Verpackungsmaterialien fernzuhalten, es besteht Verletzungs- und/oder Erstkrstungsgefahr.</p> <p>M O N T A G E: Bitte richten Sie sich bei der Montage nach unseren Betriebs-, Bedienungs-, Installations- oder Montageanleitungen und achten Sie insbesondere auf Warn- und Sicherheitshinweise. Werden Anweisungen nicht befolgt, kann dies zu Verletzungen bei Personen oder zu Schäden am Möbel führen / zu einem Sicherheitsrisiko werden. Sollten Sie Schwierigkeiten beim Aufbau / bei der Montage haben, kontaktieren Sie bitte unser Serviceteam. Dieses steht Ihnen mit Rat und Tat zur Seite. Die Montage darf nur durch fachkundige Personen durchgeführt werden. Bei Änderungen am Produkt/Produktteilen, beim Austausch bzw. Einsatz von Teilen / Verbrauchsmaterialien, die nicht vom Hersteller/Händler stammen, kann keine Haftung für Schäden übernommen werden.</p> <p>Wenn der Ware Wandbefestigungsmittel wie Dübel und Schrauben beiliegen, sind diese ausschließlich zur Anwendung an Wänden aus massiven und einheitlichen Materialien bestimmt. Eine Befestigung ist nur so gut wie die Verbindung zwischen Befestigungsmittel und Wand. Bitte prüfen Sie sowohl bei stehenden als auch bei hängenden Möbelstücken vor deren Befestigung Ihre Wand auf ihre diesbezügliche Eignung und verwenden Sie nur dafür geeignete Befestigungsmittel. Vor eventuellen Bohrbearbeiten vergewissern Sie sich, dass keine Leitungen im Bohrbereich liegen. Letztendlich ist der Monteur für die Befestigung an der Wand verantwortlich.</p> <p>Dies betrifft auch die Installation von Elektroartikeln sowie anderen bautechnischen Zubehörteilen. Die Montage / Installation von Elektroartikeln sowie anderem baurelevanten Zubehör sind nur von autorisierten Fachpersonal durchzuführen. Alle elektrischen sowie bautechnischen Installationen sind nach den jeweils gültigen Normen bzw. Sicherheitsvorschriften in Ihrem Bundesland durchzuführen. Bitte setzen Sie bei Lichtquellen nur zulässige Leuchtmittelstärken ein. Bei Nichterhaltung der max. Wattzahl besteht durch Überhitzung Brandgefahr. Das Abdecken der Leuchtmittel ist wegen Brandgefahr zu unterlassen.</p> <p>Die einwandfreie Funktion des Möbels ist nur bei lot- und waagerechter Aufstellung gewährleistet. Die Türen sind vorjustiert, müssen aber ggf. aufgrund örtlicher Bedingungen neu ausgerichtet / eingestellt werden. Halten Sie bitte die Gewichtsangaben zur maximalen Belastung unbedingt ein. Möbel dürfen nicht bestiegen werden. Bei unsachgemäßem Gebrauch, kann es zu einem Umkippen von Möbelstücken kommen. Um dem vorzubeugen, sollten Möbel stets gegen Umkippen gesichert werden. Bei Überlastungen/Überbelastungen (insbesondere durch spielende Kinder, Menschen, Material oder sonstige unsachgemäße Einwirkungen) besteht Bruch- und Verletzungsgefahr. Alle Schrauben sowie tragende Verbindungsteile sollten nach 5 bis 6 Wochen nachgezogen werden, um eine dauerhafte Standsicherheit zu gewährleisten.</p> <p>P F L E G E: -Hinweise zur Möbelpflege- Beachten Sie bitte unsere Hinweise zur richtigen Möbelpflege, damit Sie möglichst lange Freude an unserem Produkt haben. Verwenden Sie bei der Reinigung ein sauberes, trockenes und weiches Baumwolltuch. Wenn Ihre Möbel einer gründlichen Reinigung bedürfen, können Sie das Tuch mit etwas Wasser oder Möbelreinigungsmittel befeuchten und anschließend die gereinigten Elemente trocken. Metall- und Glasleiste reinigen Sie am besten mit den handelsüblichen Metall- und Glasreinigern nach den auf ihnen befindlichen Pflegeanweisungen. Die Reinigungsmittel müssen einen klaren Hinweis tragen, dass sie zur Möbelpflege geeignet sind. Verwenden Sie auf gar keinen Fall Dampfreiniger sowie ätzende, scheuende und andere Mittel, deren Wirkung Sie nicht kennen.</p> <p>A C H T U N G: Hochglanzoberflächen sind bei der Auslieferung durch eine Schutzfolie geschützt. Belassen Sie diese auf dem Möbel, bis es vollständig montiert und von Staub befreit ist. Hochglanzelemente, von denen die Schutzfolie entfernt wurde, dürfen erst nach 72 Stunden (Zeit zum Nachhärtan an der Raumluft) gereinigt und verwendet werden. Oberflächen nicht mit scharfen Gegenständen beschädigen und keinesfalls starker Sonnenbestrahlung aussetzen.</p> <p>E N T S O R G U N G -Hinweise zur Abfallentsorgung- Der Umwelt zuliebe entsorgen Sie bitte den Verpackungsmüll sortenrein in die dafür vorgesehenen Abfall-/ Recyclingtonnen und nicht in die Natur. Beschädigte oder unbrauchbare Möbel können speziellen Wiederverwertungsanlagen zum Recyceln von Einzelteilen zugeführt werden.</p> <p>Ausgediente, jedoch noch funktionstüchtige Möbel müssen nicht gleich entsorgt werden. Spenden Sie sie z. B. an wohltätige Organisationen.</p> <p>Wir wünschen Ihnen viel Freude mit Ihrem neuen Möbel.</p>	<p>Уважаеми клиенти, благодарим Ви, че закупихте мебели от нашата интериорна програма за обзавеждане на дома. Моля, проверете обхвата на доставката за пълнота, преди монтажа прочетете внимателно следната важна информация и я запазете за бъдещи справки, а също и за трети страни. Нашите мебели следва да се използват по предназначение. Неправилната употреба може да доведе до материални щети или при определени обстоятелства до физически наранявания. Мебелите не са детски играчки. Производителят или търговецът не поема отговорност за щети в резултат на употреба извън предназначението или неправилно боравене.</p> <p>В Н И М А Н И Е: Деца или лица с ментални увреждания следва винаги да се държат далече от части на мебелите, остри предмети, малки части и опаковъчни материали, съществува опасност от нараняване и/или задушаване.</p> <p>М О Н Т И Р А Н Е: Во време на монтажа, моля, съблюдавайте нашите ръководства за експлоатация, обслужване, инсталиране или спсобяване и обърнете особено внимание на предупрежденията и указанията за безопасност. Неспазването на указанията може да доведе до нараняване на лица или повреда на мебелите / да създаде риск за безопасността. Ако имате затруднения при събираване / монтажа, моля, свържете се с нашия сервизиран екип. Той е на Ваше разположение със съвети и действия. Монтажът следва да се извършва само от квалифицирани лица. Не се поема отговорност за щети в случаи на модификации на продукта/части на продукта, при подмяна или използване на части / консумативи, които не са предоставени от производителя/търговеца. Ако към izdeliyata са приложени крепежни елементи за стена, като дюбели и винтове, те са предназначени за използване само за стени от масивни и еднородни материали. Закрепването е толкова добро, колкото е добра връзката между крепежния елемент и стената. Моля, проверете пригодността на Вашата стена преди закрепването както на стоща, така и на окачени мебели и използвайте само подходящи крепежни елементи. Преди да започнете с пробиване, се уверете, че в съответната зона не преминават кабели. По принцип монтажникът е отговорен за закрепването към стената.</p> <p>Това се отнася и за инсталирането на електрически артикули и структурното окабеляване. Монтирането / инсталирането на електрически артикули, както и на други конструктивни елементи, свързани със строителството, следва да се извършва само от оторизиран специализиран персонал. Всички електрически инсталации и структурно окабеляване следва да се изпълняват в съответствие с приложимите стандарти и разпоредби за безопасност във Вашата страна. Моля, използвайте само източници на светлина с допустимите стойности за сила на светлината. При неспазване на максималната мощност съществува опасност от пожар поради прегряване. Покриването на източниците на светлина не е разрешено поради опасност от пожар.</p> <p>Правилната функция на мебелите е гарантирана само при вертикално и хоризонтално положение. Вратите са регулирани предварително, но при необходимост в зависимост от местните условия може да се наложи да бъдат настроени/регулирани повторно. Моля, съблюдавайте стриктно спецификациите за максималното напрежение. Мебелите не са средство за катерене. При неправилна употреба мебелите могат да се преобърнат. За да се предотврати това, мебелите винаги трябва да се обезопасяват срещу преобърщане. При претоварване/свърщовар (по-специално поради играещи деца, хора, материали или други неподходящи въздействия) съществува опасност от счупване и нараняване. Всички винтове, както и носещите свързващи точки трябва да бъдат затегнати след 5 до 6 седмици, за да се осигури трайна стабилност.</p> <p>П О Д Р Ъ Ж К А: -Указания за поддръжка на мебелите- Моля, съблюдавайте указания за правилна поддръжка на мебелите, за да можете да се наслаждавате на нашите продукти възможно най-дълго.</p> <p>За почистване използвайте чиста, суха и мека памучна кърпа. Ако Вашите мебели се нуждаят от основно почистване, можете да навлажните кърпата с малко вода или почистващ препарат за мебели и след това да докоснете почистените елементи. Метални и стъклени части се почистват най-добре със стандартни почистващи препарати за метал и стъкло съобразно посочените върху опаковките указания. Почистващите препарати трябва да са с ясно указание, че са подходящи за поддръжка на мебели.</p> <p>В никакъв случай не трябва да използвате парочистачка, корозивни, абразивни или други препарати, чието действие не Ви е познато.</p> <p>В Н И М А Н И Е: При експедицията повърхностите с висок гланц са защитени с предпазно фолио. Оставете го върху мебелите, докато те бъдат напълно монтирани и почистени от прах. Елементите с висок гланц, от които е отстранено предпазното фолио, могат да се почистват и използват едва след 72 часа (време за допълнително втвърдяване на въздъх в помещението).</p> <p>Не повреждайте повърхностите с остри предмети и в никакъв случай не ги излагайте на силна слънчева светлина.</p> <p>О Т С Т Р А Н Я В А Н Е К А Т О О Т П А Д Ъ К -Указания за отстраняването като отпадък- За опазване на околната среда, моля, изхвърляйте опаковките, сортирани по вид, в предвидените контейнери за отпадък / рециклиране, а не в природата. Повредените или непотребните мебели могат да бъдат предадени в специални дела за оползотворяване и рециклиране на отделни части. Излезлите от употреба, но все още годни мебели не бива да се изхвърлят веднага. Дарете ги напр. на благотворителни организации.</p> <p>Пожелаваме Ви да се наслаждавате на новото обзавеждане.</p>	<p>Vážená zákaznice, vážený zákazník, děkujeme, že jste si zakoupili nábytek z našeho interiérového programu pro výhradní použití v soukromých prostorách. Zkontrolujte úplnost rozsahu dodávky a před montáží si pozorně přečtěte následující důležité informace a uschovejte je pro pozdější využití/použití, a to i třetími osobami.</p> <p>Náš nábytek se musí používat podle předpisů. Používání v rozporu s předpisy může vést k věcným škodám a za jistých okolností také k zraněním osob. Nábytek není hračka. Za škody, které vzniknou použitím výrobků proti předpisům nebo nesprávnou manipulací, nepřijímá výrobce nebo prodejce žádnou záruku.</p> <p>P O Z O R: Děti nebo osoby s mentálními postiženími se musí neustále držet mimo dílů nábytku, špičatých předmětů, drobných částí a obalových materiálů, protože hrozí riziko zranění a/nebo udušení.</p> <p>M O N T Á Ž: Při montáži dodržujte náš návod k používání, obsluze, instalaci nebo montáži a dvejte hlavně pozor na výstražná a bezpečnostní pokyny. Pokud se nebudou dodržovat předpisy, může to mít za následek zranění osob nebo poškození nábytku / ohrožení bezpečnosti. Pokud byste měli potíže s instalací/montáží, kontaktujte náš servisní tým. Tento vám ochotně poradí a pomůže. Montáž smí provádět pouze kvalifikovaný personál. Při změnách na produktu/dílech produktu, při výměně nebo použití dílů/spotřebních materiálů, které nepocházejí od výrobce/prodejce, nepřijímáme žádnou odpovědnost za škody.</p> <p>Pokud jsou ke zboží přiloženy upevňovací prvky na zeď, jako jsou hmoždinky a šrouby, jsou tyto určeny výhradně pro použití na stěnách z pevných a jednodlných materiálů. Upevnění je jen tak dobré, jak dobré je spojení mezi upevňovacími prostředky a stěnou. Před upevněním musíte zkontrolovat vhodnost vaší stěny pro stojící a závěsný nábytek a použít pouze vhodné spojovací prvky. Před případným vtřáním se ujistěte, že se v oblasti vtřání nenachází elektrické vodiče. Nakonec je za upevnění na stěnu odpovědný instalační technik.</p> <p>Plati také pro instalaci elektrických produktů a dalšího stavebně-technického příslušenství. Montáž/instalaci elektrických produktů a také dalšího konstrukčního příslušenství může provádět pouze autorizovaný kvalifikovaný personál. Veškeré elektrické a stavebně-technické instalace musí být provedeny v souladu s platnými normami a bezpečnostními předpisy ve vaší zemi. Pro světelné zdroje použijte pouze povolenou intenzitu osvětlení. Při nedodržení max. počtu Watt hrozí riziko požáru v důsledku přehřátí. Překvrácení svítidel není povoleno z důvodu rizika požáru. Dokonalá funkce nábytku je zaručena pouze při vertikální a horizontální instalaci. Dveře jsou předem nastavené, můžou se ale znovu seřídit/nastavit na základě místních podmínek.</p> <p>Dodržte údaje o hmotnosti pro maximální zatížení. Na nábytek se nesmí ležt. Při neodborném použití může dojít k převrácení nábytku. Aby se tomu zamezilo, musí být nábytek neustále zajištěn proti převrácení. Při přetíženi/nadměrném přetíženi (zejména hrajícími si dětmi, lidmi, materiálem nebo jinými nevhodnými vlny) hrozí riziko rozbití a zranění. Všechny šrouby a nosná spojovací místa by měla být dotazena po 5 až 6 týdnech, aby se zajistila trvalá stabilita.</p> <p>P Ě Č E: -Pokyny k péči o nábytek- Dodržujte naše pokyny pro správnou péči o nábytek, abyste si nábytek mohli užívat co nejdéle. Při čištění používejte čistý, suchý a měkký bavlněný hadřík. Pokud potřebuje váš nábytek důkladné vyčištění, můžete hadřík navlhčit trochou vody nebo čističnou prostředku na nábytek a pak vyčistěte věci včistími. Kovové a skleněné díly se nejlépe čistí běžně dostupnými čističnými prostředky na kovy a sklo podle pokynů, které jsou na nich uvedené. Na čističích prostředcích musí být jasně uvedeno, že jsou vhodné k čištění nábytku. V žádném případě nepoužívejte parní čističe, žiraviny, abraziva nebo jiné prostředky, jejichž účinky neznáte.</p> <p>P O Z O R: Vysocce lesklé povrchy jsou při dodávce chráněny ochrannou fólií. Nechte fólii na nábytku, dokud nebude zcela smontován a zabaven prádu. Vysocce lesklé prvky, ze kterých byla odstraněna ochranná fólie, lze čistit a používat až po 72 hodinách (doba pro následné vytvrdění na okolním vzduchu). Povrchy nelze poškodit ostrými předměty a nikdy je nemůžete vystavovat silnému slunečnímu záření.</p> <p>L I K V I D A C E -Pokyny k likvidaci odpadu- V zájmu ochrany životního prostředí vyhazujte obalový odpad rozříděný podle druhu do určených odpadkových/recyklačních nádob, v žádném případě nevyhazujte do přírody. Poškozené nebo nepoužitelný nábytek lze odeslat do speciálních sběrných zařízení k recykli jednotlivých dílů. Používaný, ale stále funkční nábytek není nutné hned likvidovat. Darujte je např. charitatívním organizacím.</p> <p>Přejeme vám mnoho zábavy s vašim novým nábytkem.</p>	<p>Dear valued customer, Thank you for purchasing furniture from our interior programme, exclusively for use in private rooms. Please check the delivery for completeness, carefully read the following important information prior to assembly and retain it for future use, also by third parties.</p> <p>Our furniture may only be used as intended. Improper use can cause damage to property, or personal injury under certain circumstances. Furniture is not a toy. The manufacturer or distributor assumes no liability for damage caused by unintended use or improper handling.</p> <p>ATTENTION: Children or persons with a mental disability must be kept away from furniture components, sharp objects, small parts and packaging materials at all times. There is a risk of injury and/or suffocation.</p> <p>ASSEMBLY: Please observe our operating, assembly or installation instructions for assembly and observe the warnings and safety instructions in particular. Failure to follow instructions may lead to personal injury or damage to the furniture, and can pose a safety risk. Please contact our service team if you have problems with setup/assembly. They will be happy to help you. Assembly may only be carried out by competent persons. No liability for damage is assumed in case of changes to the product/product components or the replacement/use of parts/consumables not provided by the manufacturer/distributor. If wall mounting materials such as dowels or screws are included with the product, these are intended exclusively for use on solid walls made of uniform materials. Attachment is only as good as the connection between the mounting materials and the wall. For both standing and hanging furniture, check your wall for suitability prior to attachment and only use suitable mounting materials. Ensure there are no lines in the drilling zone before drilling any holes. Ultimately, the installer is responsible for the attachment to the wall.</p> <p>This also applies to the installation of electrical appliances and other structural accessories. The assembly/installation of electrical appliances and other structural accessories must be performed exclusively by authorised, qualified personnel. All electrical and structural installations must be carried out according to the respective applicable standards and safety regulations in your federal state. Only use approved illuminants for light sources. There is a risk of overheating and fire if the maximum wattage is exceeded. Covering illuminants is prohibited due to the risk of fire.</p> <p>Proper functioning of the furniture requires plumb and horizontal alignment. The doors are pre-adjusted, but may have to be readjusted due to local conditions. Be sure to observe the weight specifications for maximum loads. Climbing on furniture is prohibited. Furniture may tip over in case of improper use. To prevent this, furniture should always be secured against tipping over. There is a risk of breakage and injury in case of overloading (in particular by playing children, people, materials or other prohibited loads). All screws and load-bearing connections should be re-tightened after 5 to 6 weeks to ensure permanent stability.</p> <p>CARE: - Notes on furniture care - Please observe our information on proper furniture care to ensure you can enjoy our product for a long time. Use a clean, dry, soft cotton cloth for cleaning. If your furniture is heavily soiled, you may moisten the cloth with some water or furniture cleaner and dry the cleaned elements afterwards. Metal and glass components are best cleaned with conventional metal and glass cleaners according to the instructions provided for them. The cleaning agents must be clearly identified as being suitable for furniture care. Do not use steam cleaners, corrosive, scouring cleaning agents or other cleaners with unknown effects under any circumstances.</p> <p>ATTENTION: High-gloss surfaces are covered by a protective film on delivery. Leave this on the furniture until it has been fully assembled and dusted. Once the protective film is removed, high-gloss elements may only be cleaned and used after 72 hours (time for post-curing in room air). Do not damage surfaces with sharp objects and never expose them to strong sunlight.</p> <p>DISPOSAL - Notes on waste disposal - For the good of the environment, please sort the packaging for disposal, use the waste/recycling bins provided and do not litter. Damaged or unusable furniture can be recycled by special facilities for the recycling of components. Disused furniture that is still functional does not have to be discarded. Consider donating it to a charitable organisation.</p> <p>We hope you enjoy your new furniture.</p>









Değerli müşterimiz, evde kullanım için tasarlanan iç mekan programımızdan bir mobilya satın aldığınız için teşekkür ederiz. Lütfen teslimat kapsamının eksiksiz olup olmadığını kontrol edin ve montajdan önce aşağıdaki önemli bilgileri dikkatlice okuyun ve daha sonra üçüncü şahıslar tarafından da kullanılmak üzere saklayın.

Mobilyalarımız amaçlandığı şekilde kullanılmalıdır. Amacı dışında kullanım, maddi hasarlara veya bazı durumlarda kişisel yaralanmalara neden olabilir. Mobilyalar çocuk oyuncakları değildir. Üretici veya satıcı, amacı dışında veya yanlış kullanımdan kaynaklanan hasarlar için hiçbir sorumluluk kabul etmez.

**D İ K K A T:** Çocuklar veya zihinsel engelli kişiler, yaralanma ve/veya bozulma riski bulunduğundan, mobilya parçalarından, sivri uçlu nesnelere, küçük parçalardan ve ambalaj malzemelerinden daima uzak tutulmalıdır.

**M O N T A J:** Montaj sırasında lütfen işlemler, kullanım, kurulum veya montaj talimatlarınıza uyun ve uyan ve güvenli talimatlarına özellikle dikkat edin. Talimatlara uyulmaması, kişisel yaralanmaya veya mobilya hasarına/güvenlik riskine neden olabilir.

Montaj / kurulum konusunda zorluk yaşıyorsanız, lütfen servis ekibimize iletişime geçin. Ekibimiz tavsiyelerini ve desteklerini size yardımcı olacaktır. Montaj sadece uzman kişiler tarafından yapılmalıdır. Ürün/ürün parçalarında değişiklikler,

üreticiden/satıcıdan gelmeyen parçalarla/sarf malzemeleriyle değiştirilmesi veya kullanılması durumunda meydana gelebilecek hasarlar için sorumluluk kabul edilmez.

Ürünlere dübel ve vida gibi duvara sabitleme araçları eklenmişse, bunlar sadece sağlam ve tek tip malzemelerden yapılmış duvarlarda kullanılmak üzere tasarlanmıştır. Bir bağlantı sadece bağlantı elemanı ve duvar arasındaki bağlantı kadar iyidir. Lütfen mobilyayı sabitlemeden önce duvarınızın hem ayakta hem de asılı mobilya için uygunluğunu kontrol edin ve sadece uygun bağlantı elemanları kullanın. Olası bir delme işleminden önce delme alanında tesisat olmadığının emin olun. Sonuçta, montajı yapan kişi duvara sabitlemekten sorumludur.

Bu aynı zamanda elektrikli parçaların ve diğer yapısal aksesuarların montajı için de geçerlidir. Elektrikli parçaların ve diğer iletkenli aksesuarların montajı/kurulumu sadece yetkili uzman personel tarafından yapılabilir. Tüm elektrik ve yapısal kurulumlar, eyletinizdeki geçerli standartlara ve güvenlik yönetmeliklerine uygun olarak yapılmalıdır. Işık kaynakları için lütfen sadece izin verilen aydınlatma güçlerini kullanın. Maksimum Watt değerine uyulmaması durumunda aşırı ısınma nedeniyle yangın riski söz konusudur. Yangın tehlikesi nedeniyle aydınlatmaların üstünü kapatmak yasaktır.

Mobilyaların düzgün fonksiyonu sadece düz ve yatay konumda garanti edilir. Kapılar önceden ayarlanmıştır, ancak yerel koşullar nedeniyle yeniden hizalanması/ayarlanması gerekebilir. Lütfen maksimum yük ile ilgili ağırlık bilgilerine uyun. Mobilyaların üzerine çıkılması yasaktır. Yanlış kullanım mobilyaların devrilmesine neden olabilir. Bunu önlemek için mobilyalar her zaman devrilmeye karşı emniyete alınmalıdır. Aşırı yük/aşırı zorlama durumunda (özellikle oyun oynayan çocuklar, insanlar, malzeme veya diğer uygunsuz etkilere nedeniyle) kırılma ve yaralanma riski söz konusudur. Kalıcı sağlamlığı güvenceye almak için tüm vidalar ve yük taşıyan bağlantı noktaları 5-6 hafta sonra tekrar sıkılmalıdır.

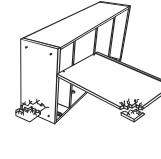
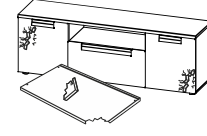


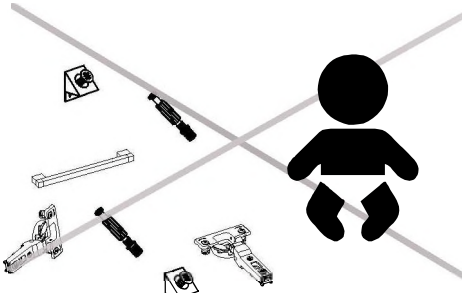

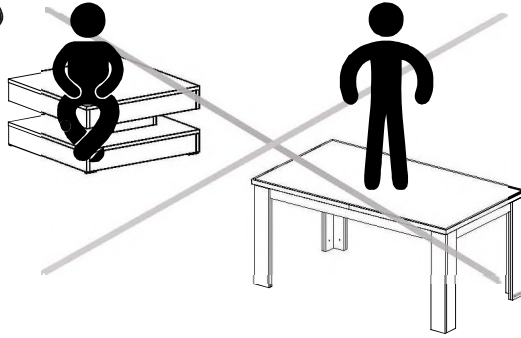


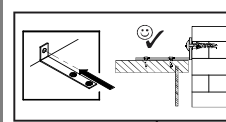
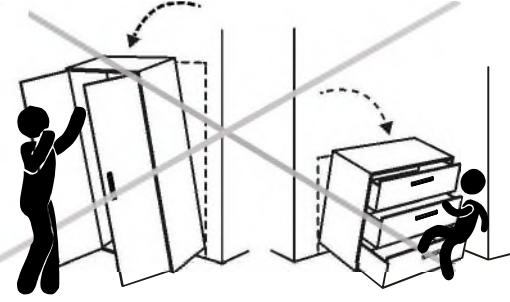
**B A K I M:**  
-Mobilya bakımıyla ilgili notlar-  
Ürünümüzün keyfini olabildiğince uzun süre çıkarabilmemiz için lütfen uygun mobilya bakımıyla ilgili talimatlarımızı dikkate alın.  
Temizlik sırasında temiz, kuru ve yumuşak pamuklu bir bez kullanın. Mobilyanızın kapsamlı bir temizliğe ihtiyacı varsa, bezi biraz su veya mobilya temizleyicisiyle nemlendirilebilir ve ardından temizlenen eşyaları kurutabilirsiniz. Metal ve cam parçaları, üzerindeki bakım talimatlarına göre piyasada bulunan metal ve cam temizleyicilerle en iyi şekilde temizleyebilirsiniz. Temizlik maddeleri, mobilya temizliği için uygun olduklarının açık bir göstergesini taşımaktadır.

Hiçbir koşulda buharlı temizleyiciler, kostik, aşındırıcı veya etkilerine aşına olmadığınız diğer maddeleri kullanmamalısınız.

**D İ K K A T:** Çok parlak yüzeyler teslimat sırasında koruyucu bir folyoyle korunur. Bunu tamamen monte edilene ve tozu temizlenene kadar mobilya üzerinde bırakın. Koruyucu folyonun çıkarıldığı çok parlak elemanlar ancak 72 saat sonra temizlenebilir ve kullanılabilir (ortam havasında son katlaşma süresi). Yüzeylere keskin nesnelere zarar vermeyin ve asla güçlü güneş ışığına maruz bırakmayın.


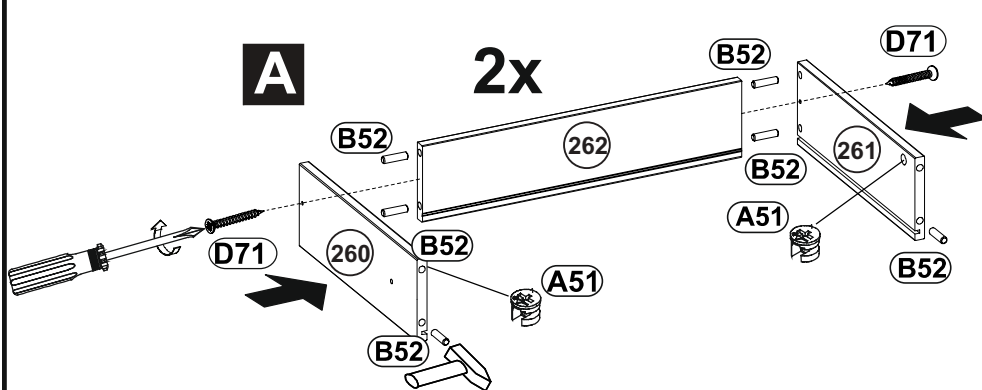
**T A S F İ Y E**  
-Tasfiyeyle ilgili notlar-  
Çevre için lütfen türüne göre ayrılmış ambalaj atıklarını doğaya değil, bunları için sağlanan atık/geri dönüşüm kutularında tasfiye edin.  
Hasarlı veya kullanılamaz mobilyalar, her bir parçanın geri dönüştürülmesi için özel geri kazanım tesislerine gönderilebilir.  
Artık kullanılmayan ancak hala işlevsel olan mobilyaların hemen tasfiye edilmesi gerekmez. Bunları örneğin hayır kurumlarına bağışlayın.




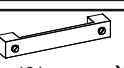
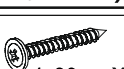



Yeni mobilyalarınızı güle güle kullanın.



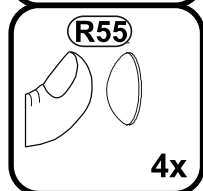
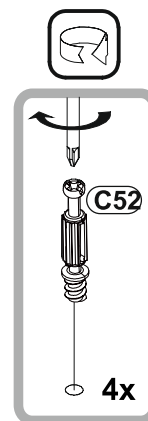
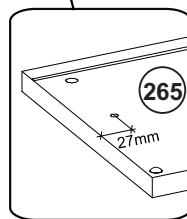
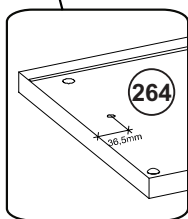
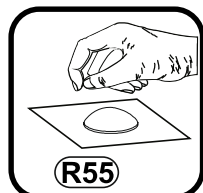
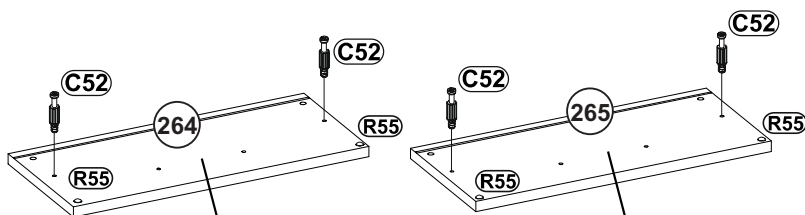


1

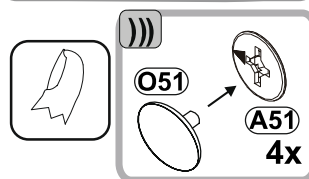
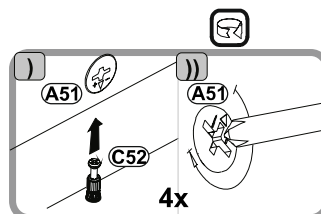
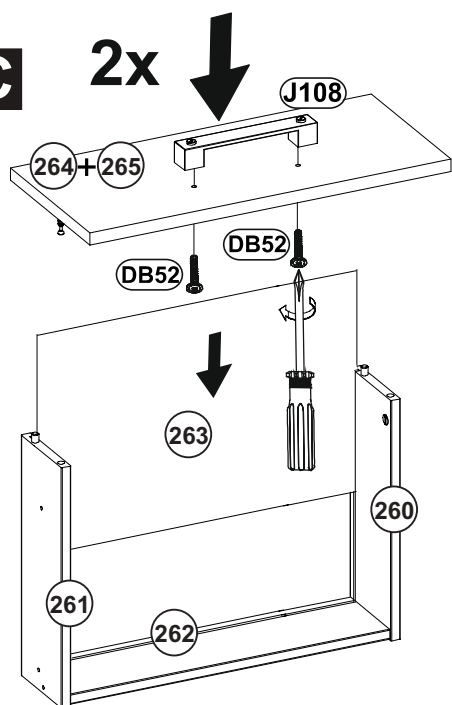


- A51**  15x12 x4
- B52**  7,8x30 x12
- D71**  3,8x35 x4
- J108**  164mm x2
- DB52**  4x30 x4
- C52**  x4
- O51**  Ø 17 x4
- R55**  x4

**B**



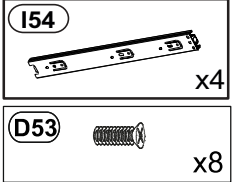
**C**



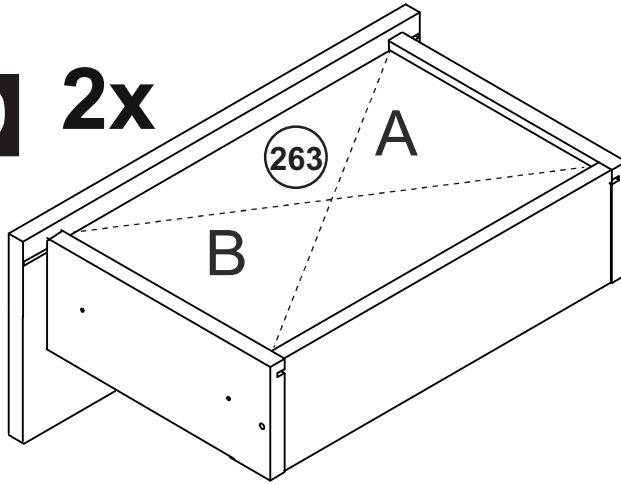
2



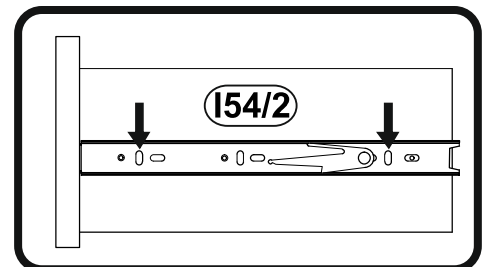

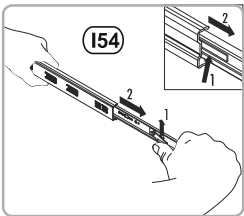
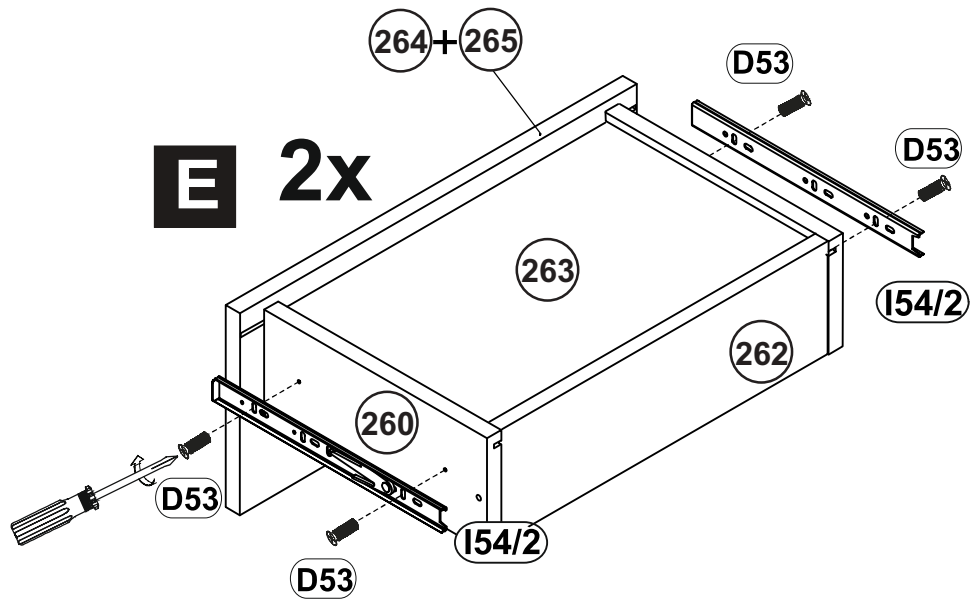
A=B




**D** 2x



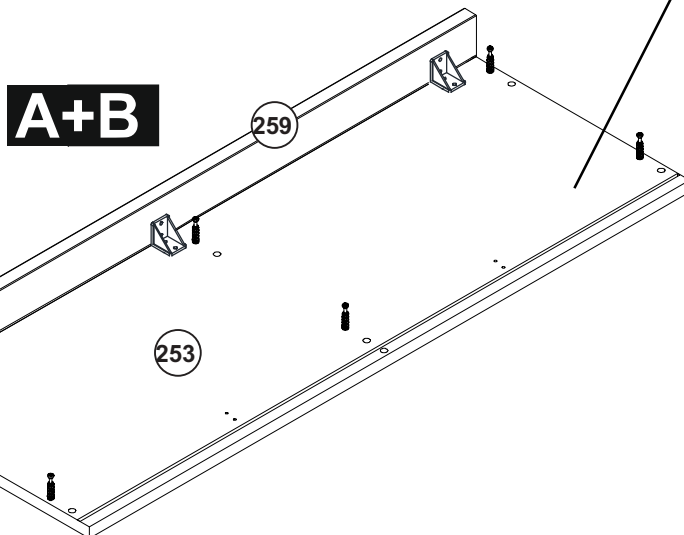
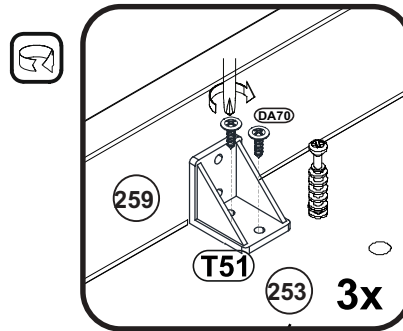
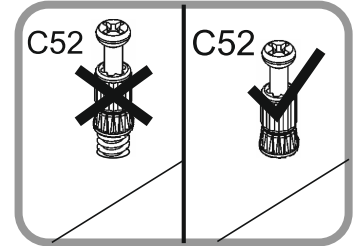
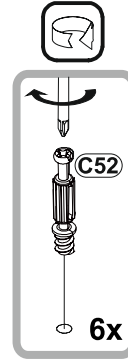
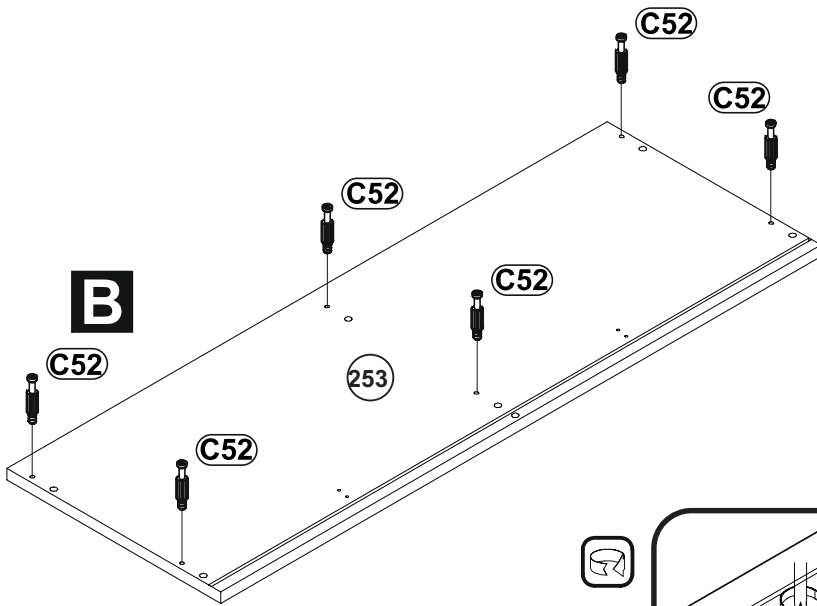
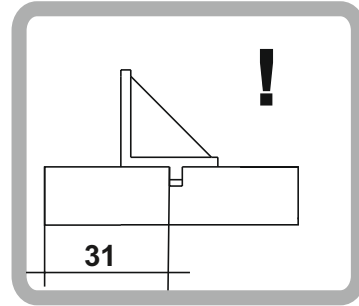
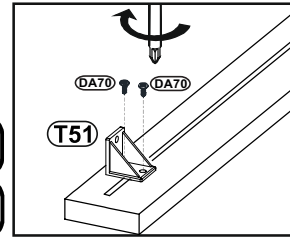
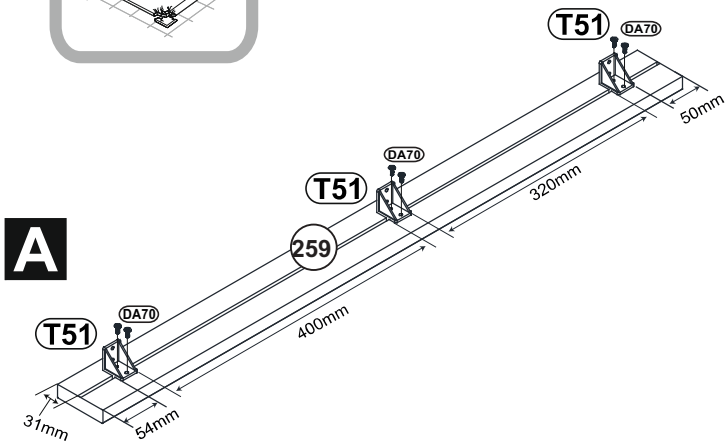
**E** 2x



3

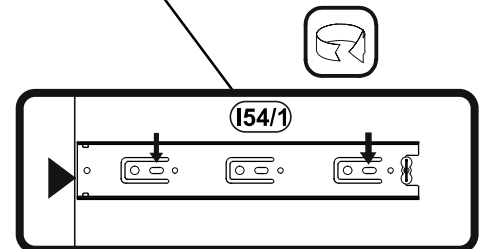

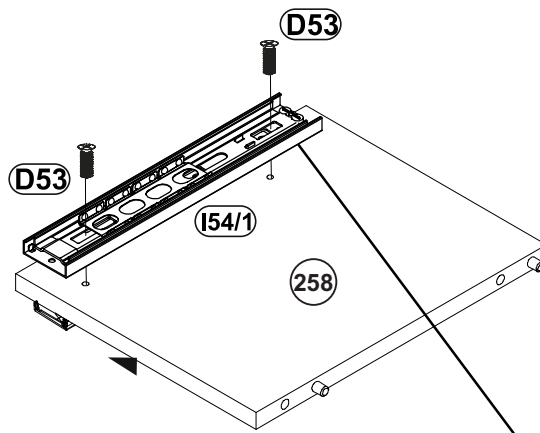
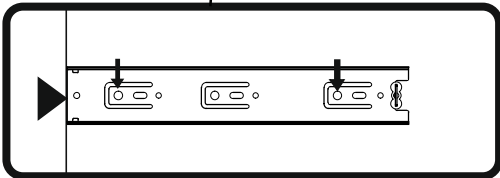
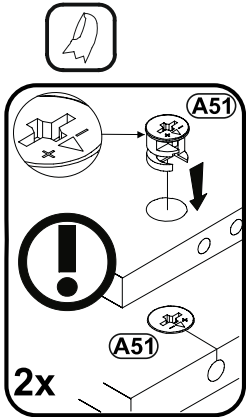
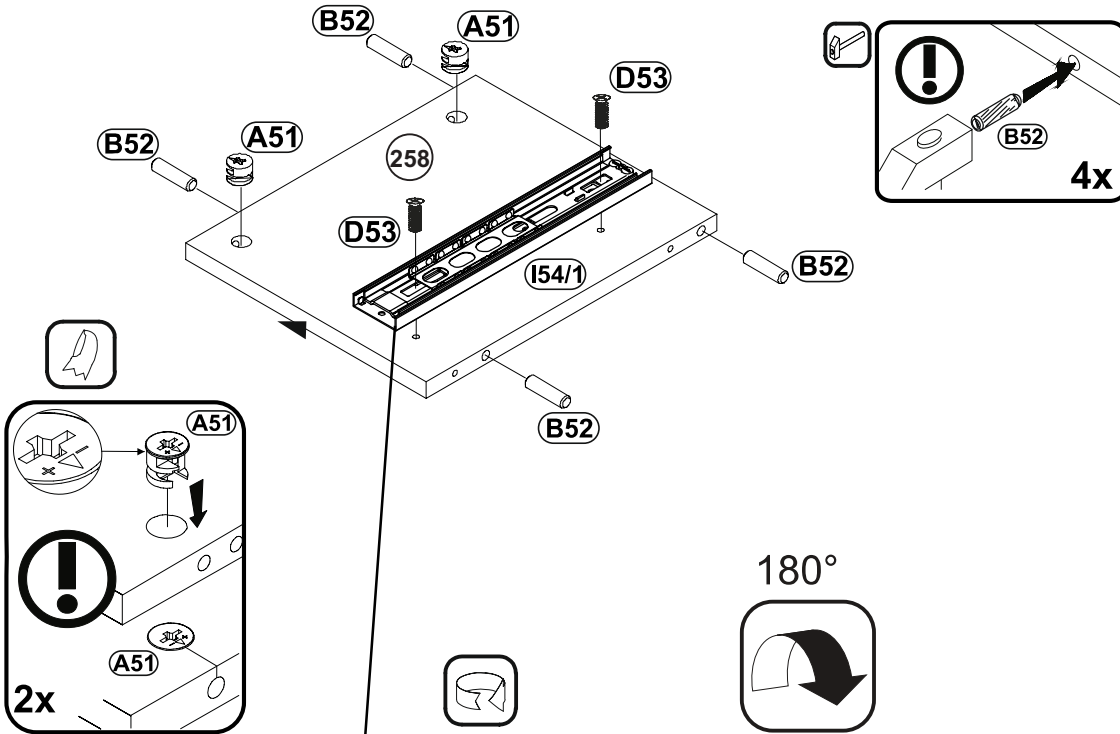


<b>DA70</b>		3x14	x12
<b>T51</b>			x3
<b>C52</b>			x6

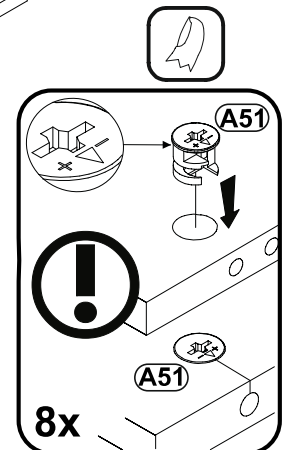
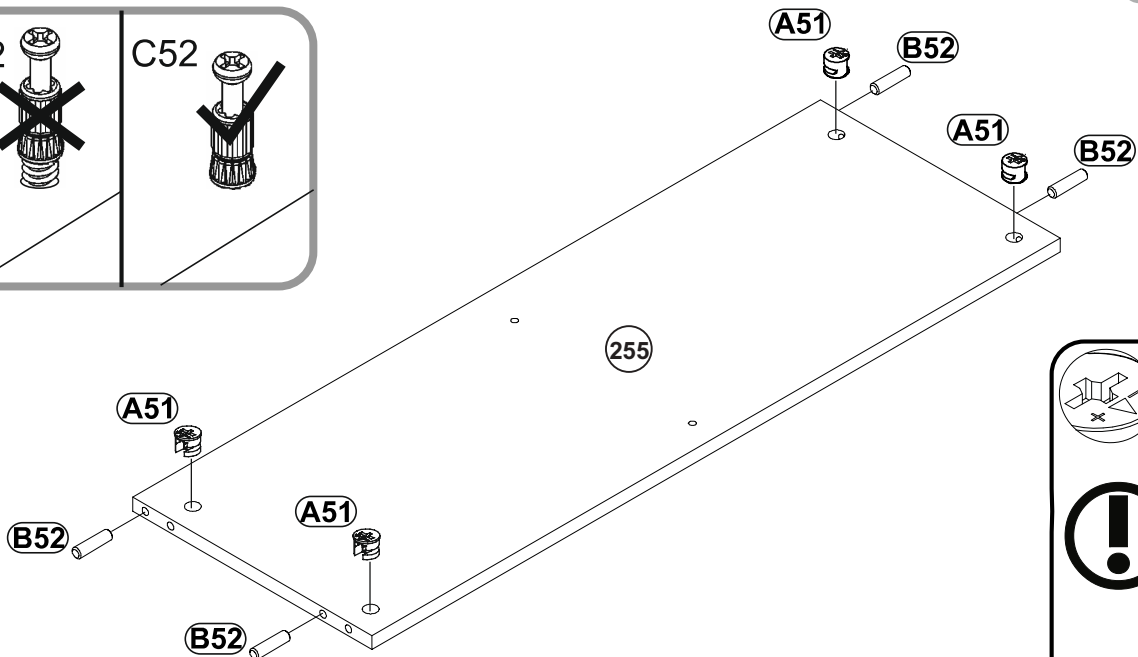
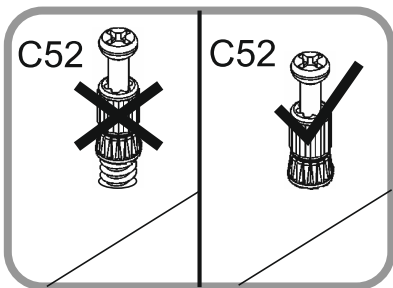
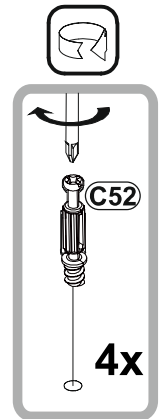
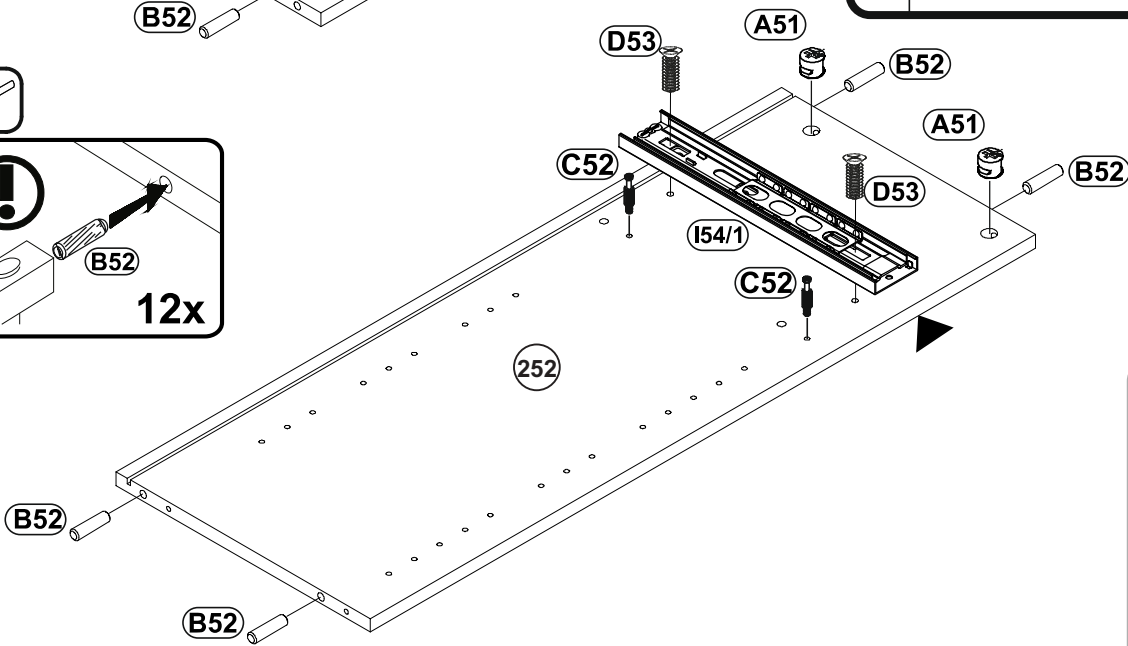
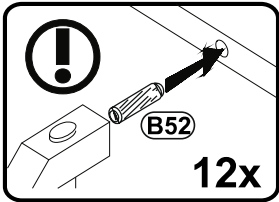
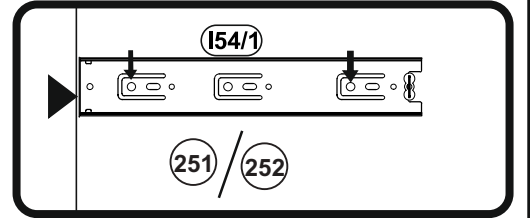
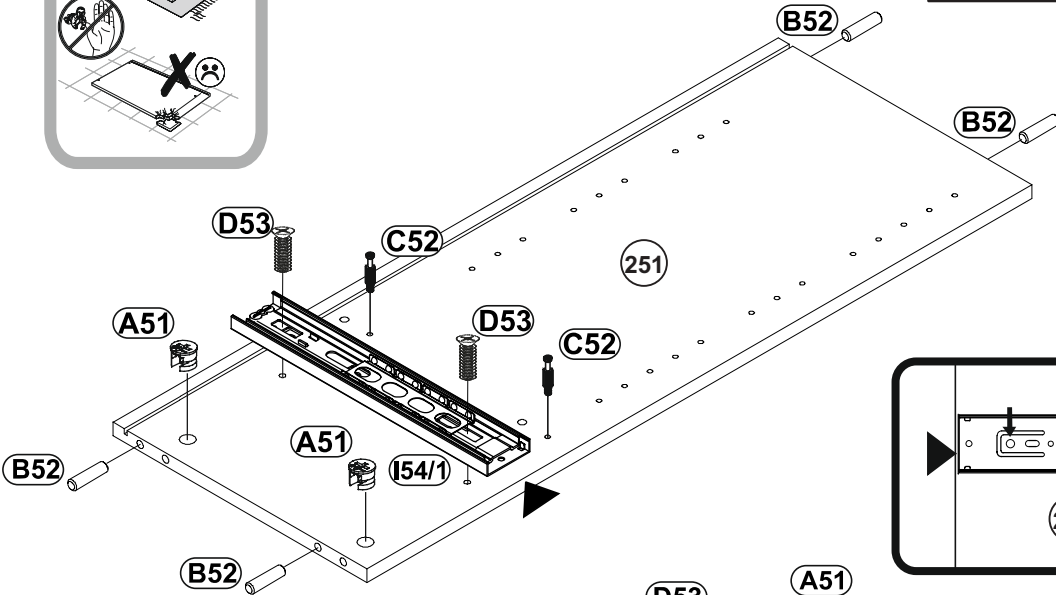
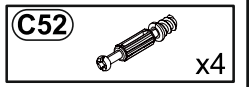
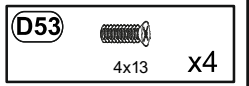
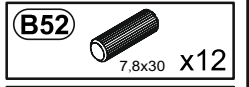
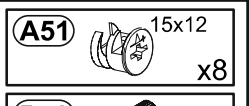
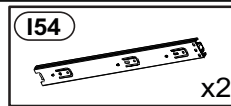



4

- A51** 15x12 x2
- B52** 7.8x30 x4
- D53** 4x13 x4
- I54** x2




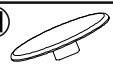
5

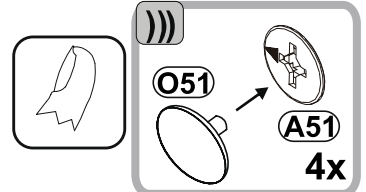
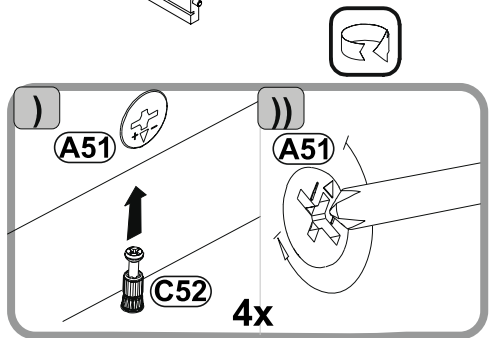
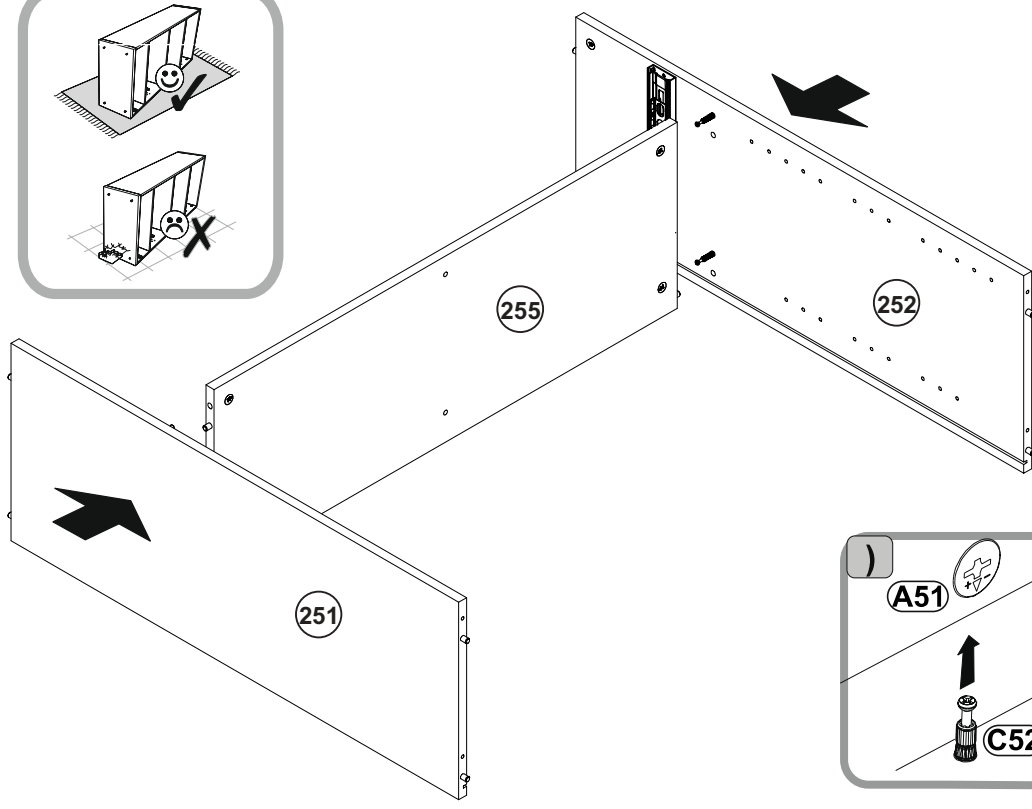





6




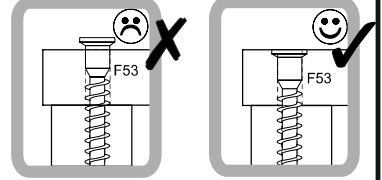
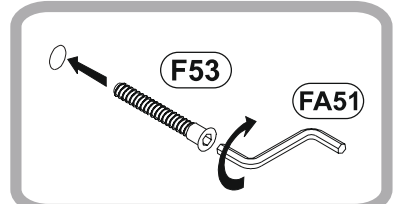
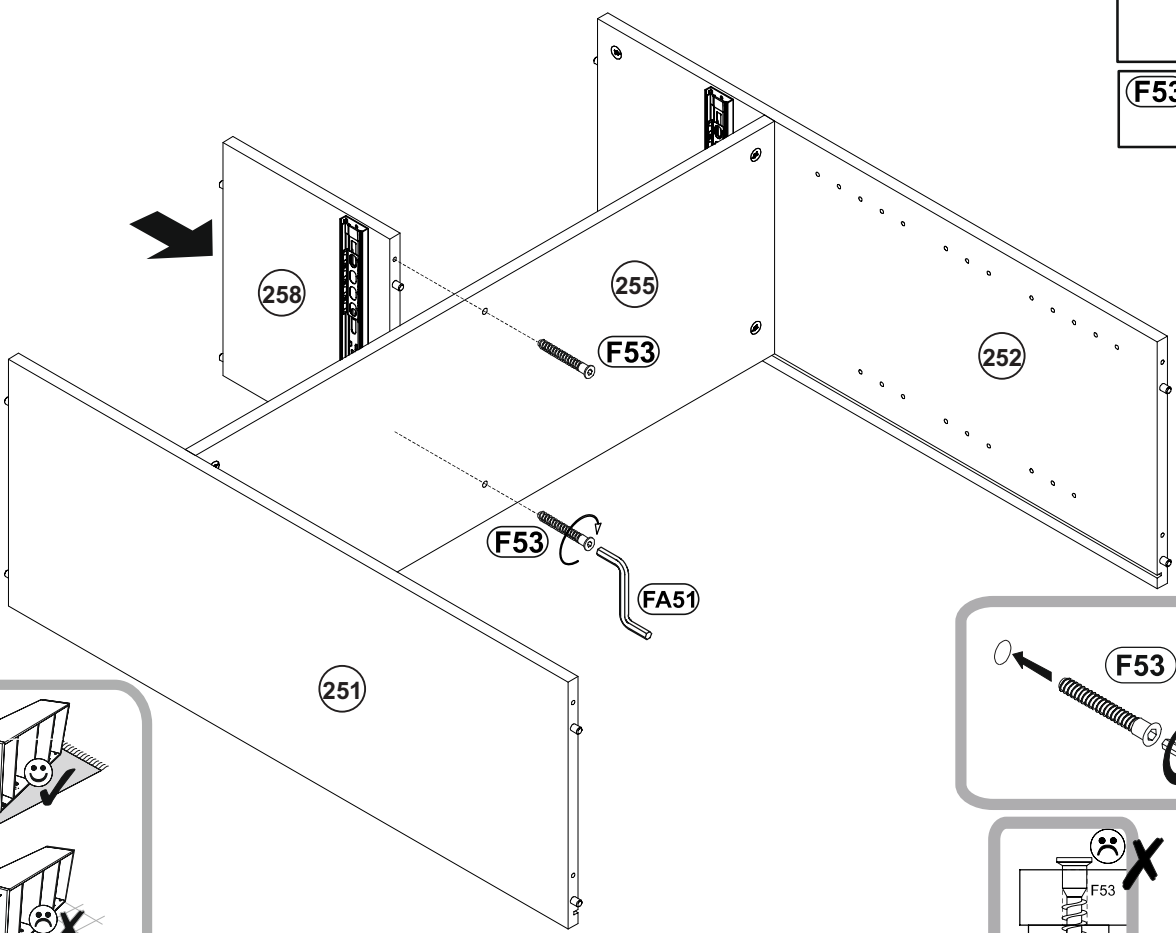
**O51**   $\phi 17$   
x4



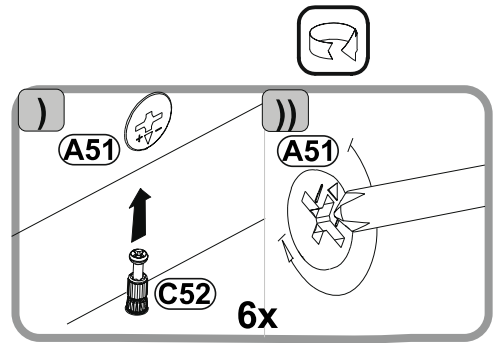

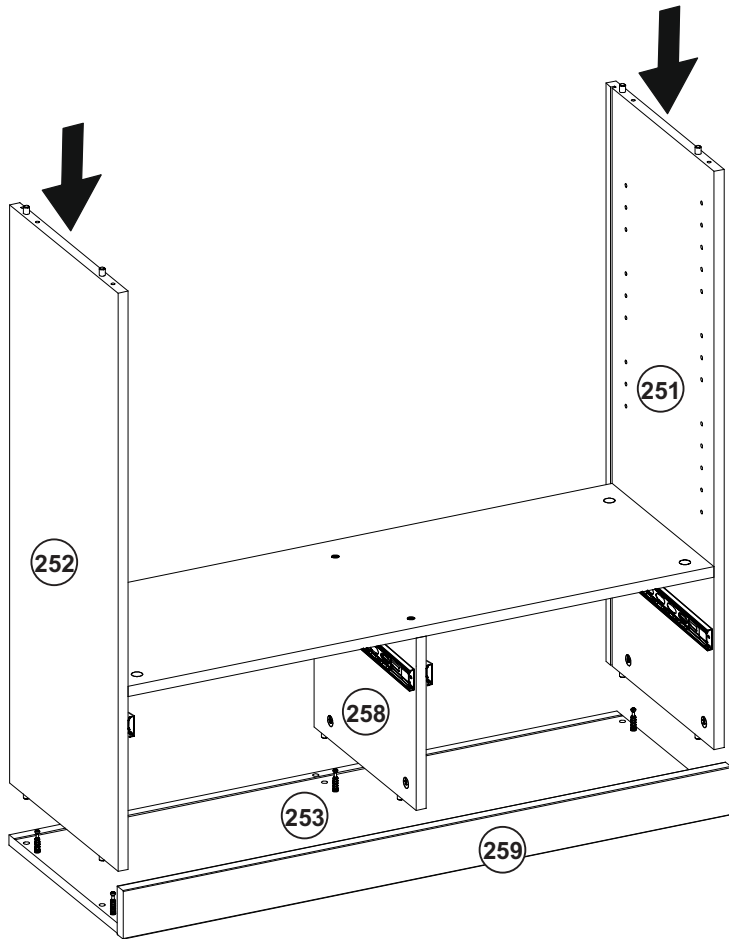
7

**FA51**  4mm x1

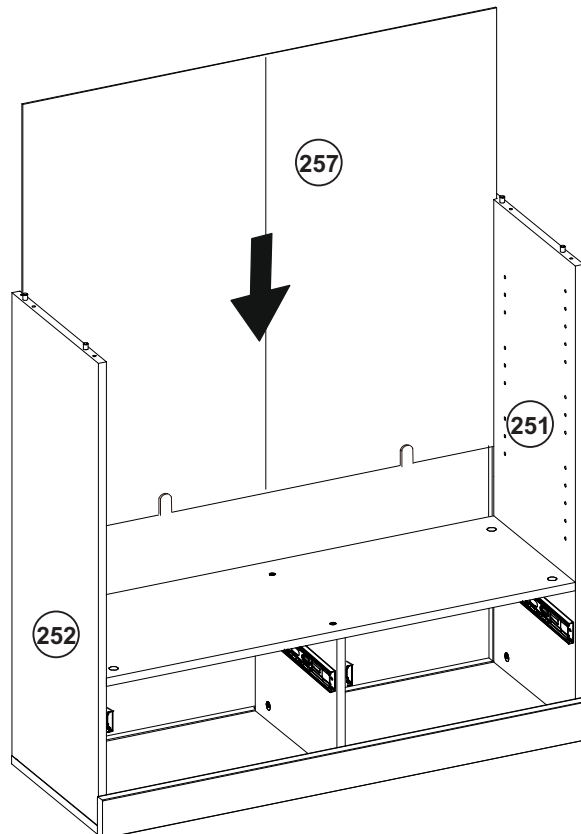

**F53**  5,8x50 x2




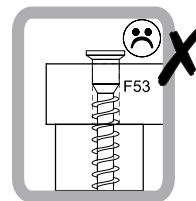
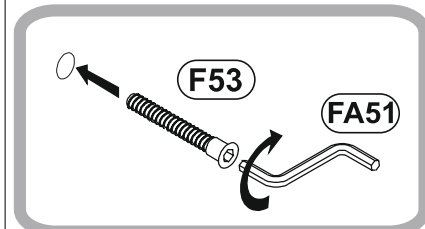
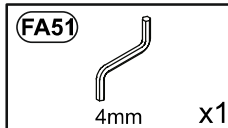
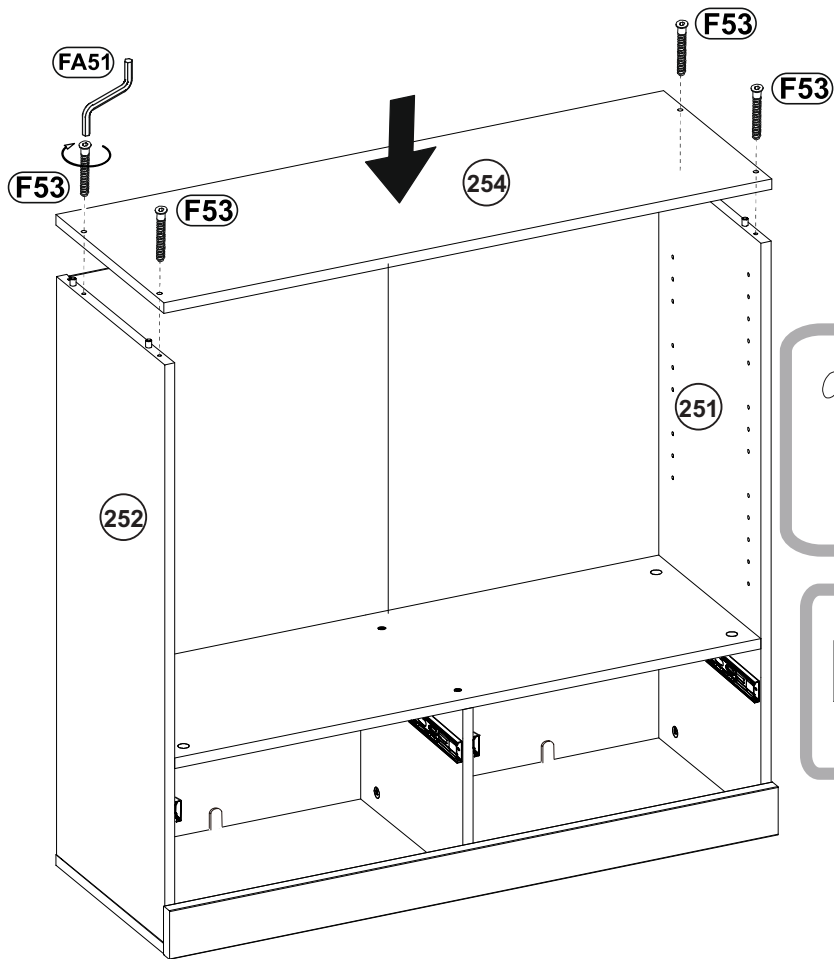
8



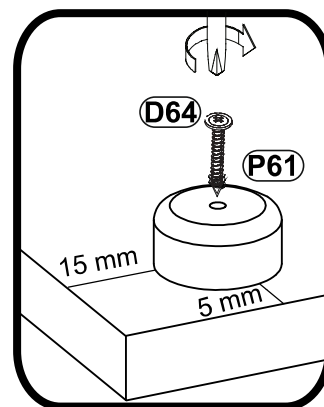
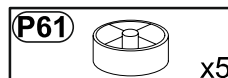
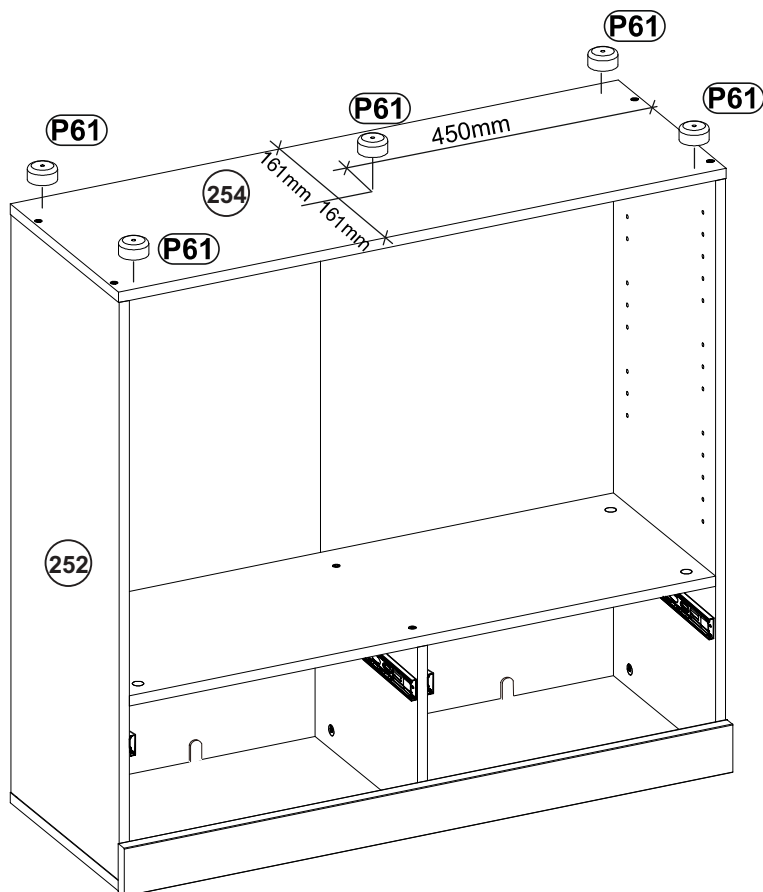
9




# 10



# 11

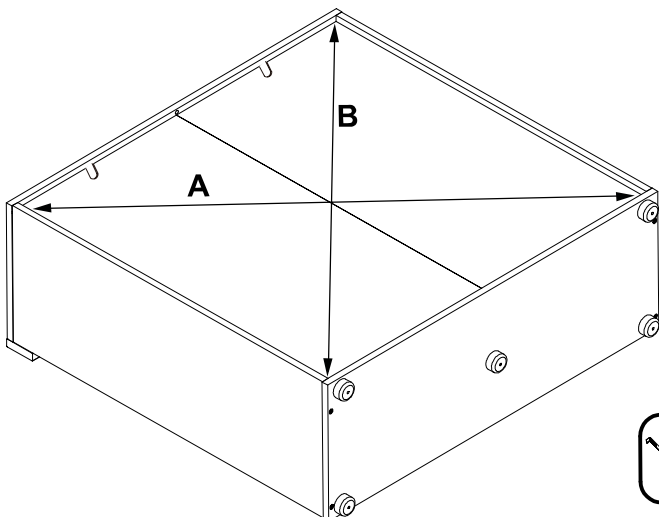
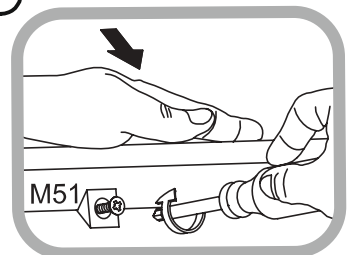
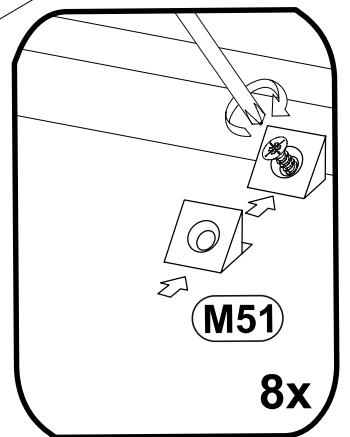
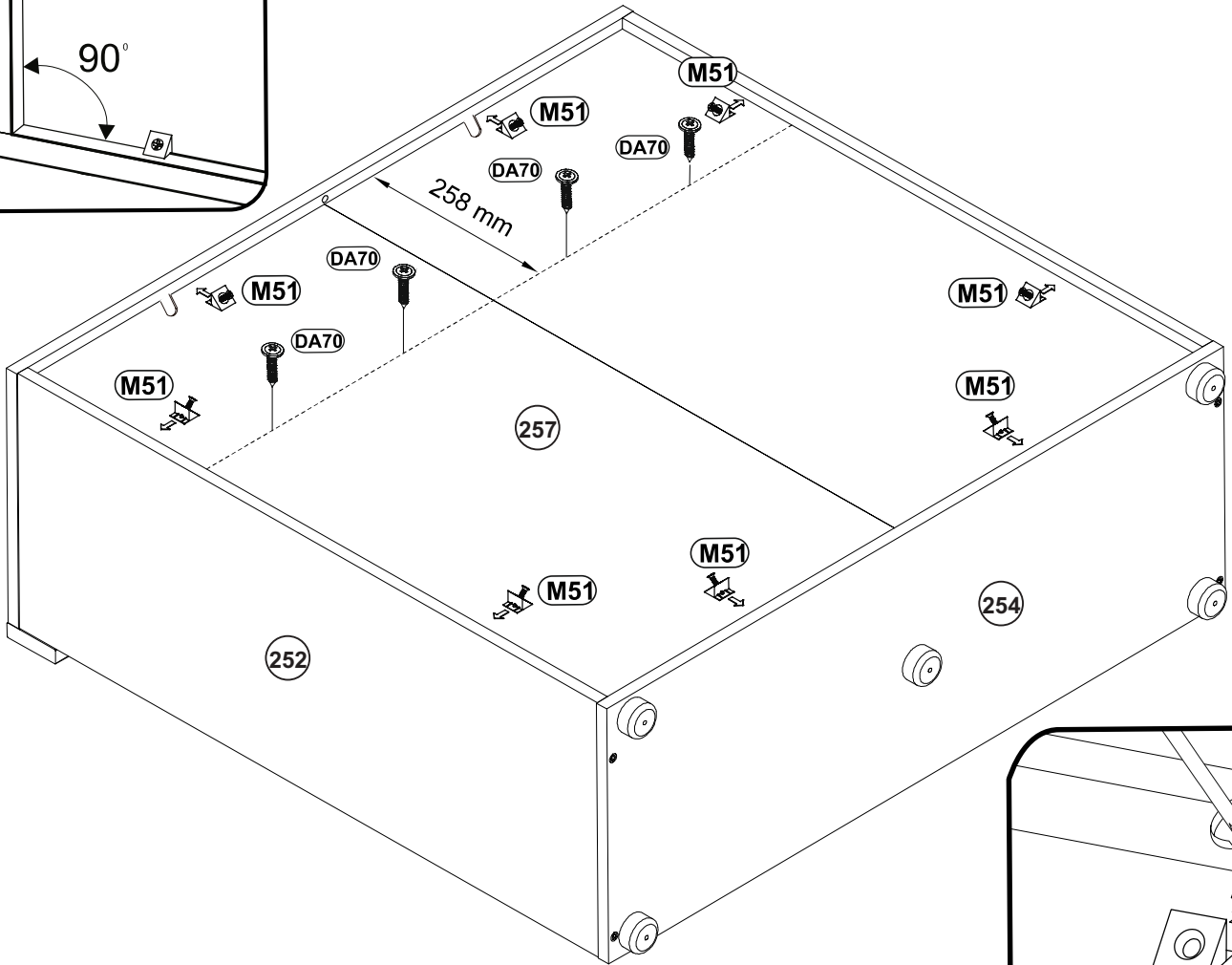
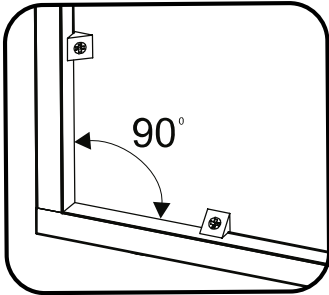
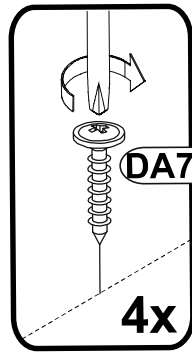


# 12




**M51** 3x16 x8

**DA70** 3x14 x4

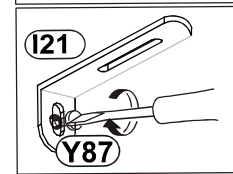
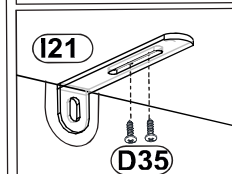
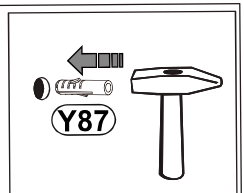
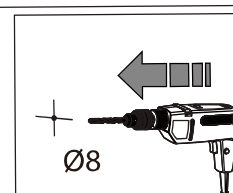
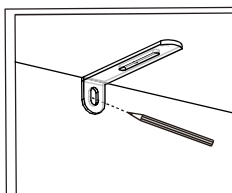
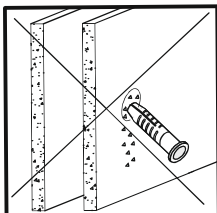
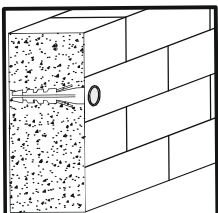
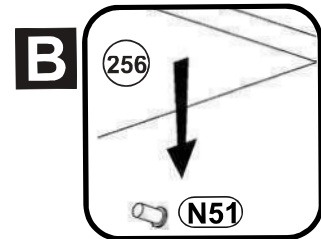
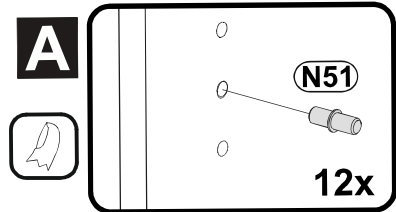
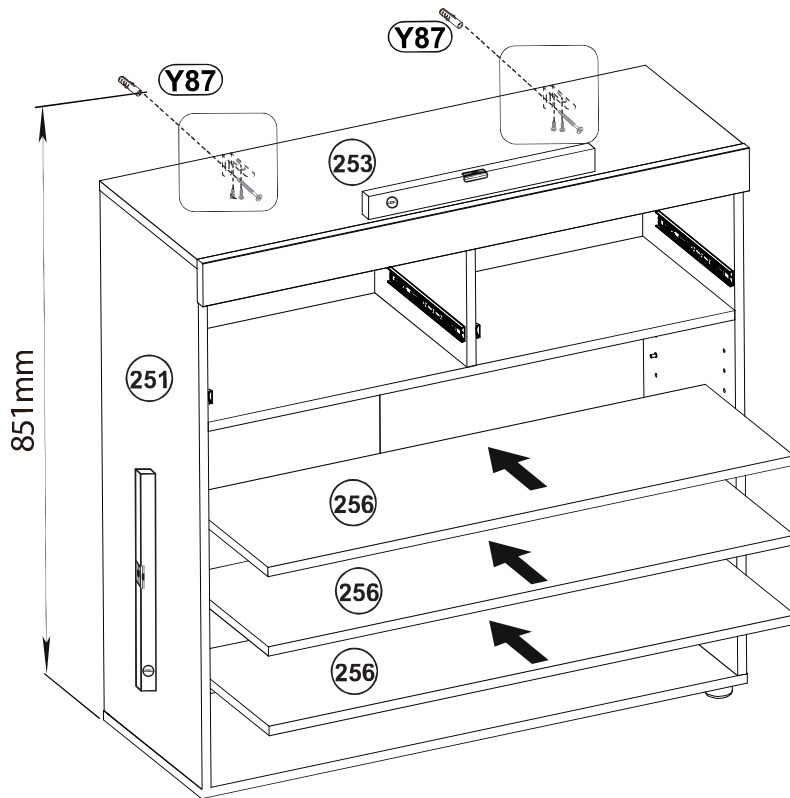


**A = B**

# 13

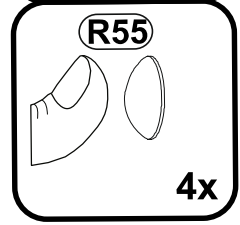
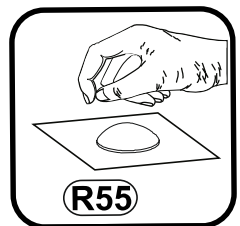
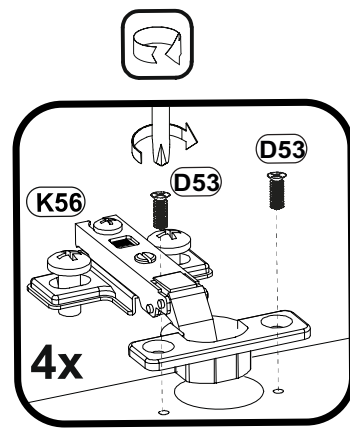
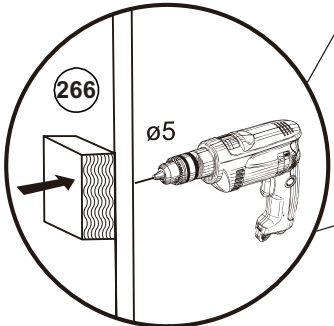
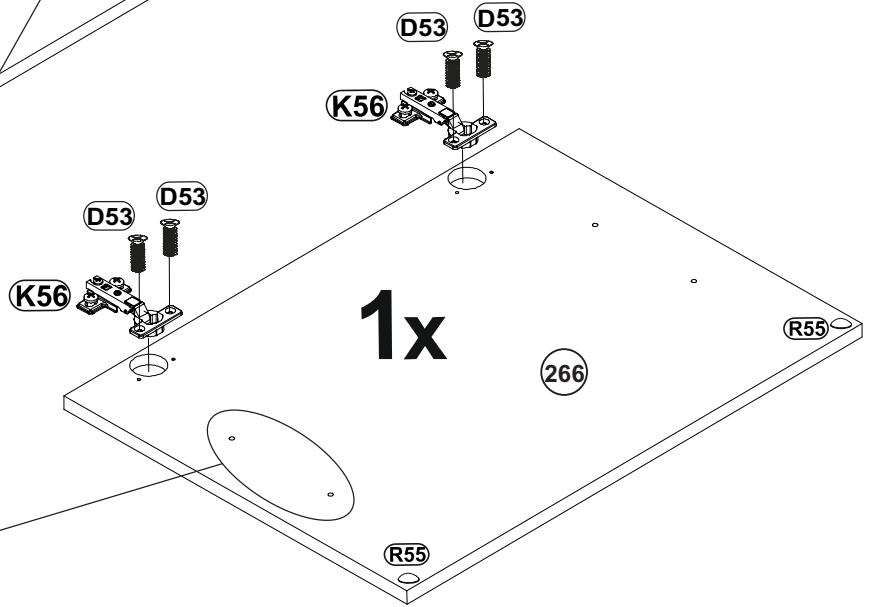
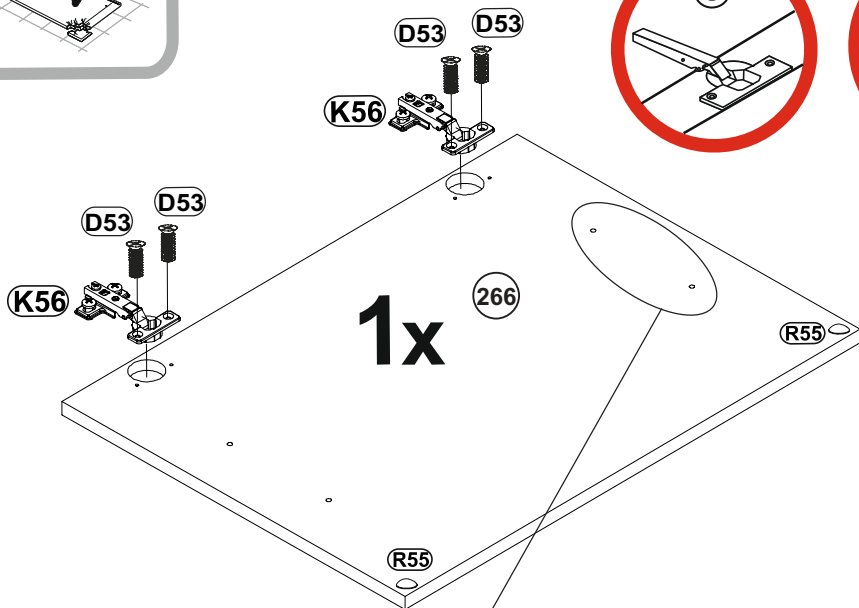
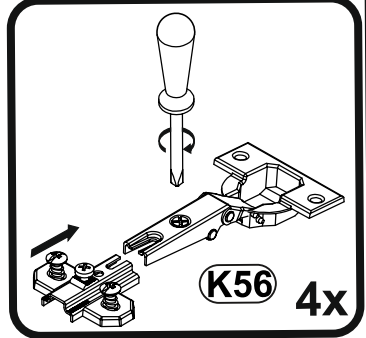
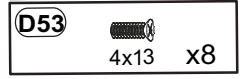
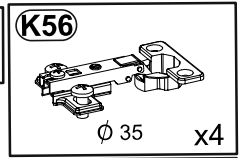
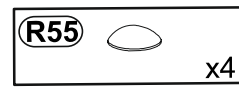




- Y87** 5x50 x2
- N51** x12
- D35** 4x12 x4
- I21** x2







# 14



Klick ( ))) ←

**J108**  x2

**DB52**  4x30 x4

